



Myfab Report 2021

Myfab - The Swedish Research Infrastructure for Micro and Nano Fabrication
www.myfab.se


INTRODUCTION

Myfab, founded in 2004, is a national facility since 2010 and is Sweden's open-access research infrastructure (RI) for micro and nano fabrication with four cleanroom laboratories: Myfab Chalmers, Myfab KTH, Myfab Lund and Myfab Uppsala.

Myfab is the best possible environment for the development and fabrication of materials and device structures for advanced research in physics, materials science, nanoscience, chemistry, life sciences and nanoelectronics in Sweden.

From the Myfab environment 745 publications and 61 doctoral theses were produced during 2021, and during the six-year period 2016 – 2021, 4441 peer-reviewed publications and 333 PhD students have emerged, which demonstrate Myfab's capability for the development and fabrication of materials and device structures for advanced research in Sweden.

Myfab is the place where synthesis – or creation – of new materials, structures, devices, and miniaturized systems on the nanoscale are made. Research at Myfab is multi- and cross-disciplinary, and the birthplace of ideas and the playground for their realization. Myfab is the starting point for value chains, where devices are integrated as key enabling components in a system.



Myfab brings together Sweden's leading nanofabrication labs under a common umbrella, creating a national resource that makes a permanent staff member of 75 people (61 full-time equivalents), a total of 5400 m² of clean room area, more than 700 tools and processes openly available to researchers around Sweden and internationally, with the aim of ensuring Sweden's competitiveness in important research areas. In 2021 the national infrastructure had 817 unique users.

We offer user-fee based user access with practically no waiting time to experienced and new users, from academic institutions and industry. Myfab's clean-room staff and expertise serve the users by developing and maintaining processes and tools, and by providing educational courses, process advice and support.

Further, Myfab is part of the Nordic Nanolab Network, where management, experts and users collaborate extensively in improving operations, process development, tool maintenance, user services, problem solving and by arranging common user meetings.



Myfab's distributed research infrastructure (RI) offers both the flexibility needed to advance state-of-the-art science and technology, as well as a quality assured environment for small and medium size manufacturing for spin-off companies and Small and Medium Sized




Enterprises (SMEs). Today more than 100 organisations use Myfab, 85 of them are companies. During a 5-year period, typically 20–30 start-ups emerge from the environment. Myfab has set the standard in Europe for efficient user access, follow-up and planning through our operations practices supported by the tailor-made Myfab LIMS system. Myfab LIMS itself, is continuously developed through a community formed by Myfab and six other national RIs in Finland, Norway, Ireland, France, Portugal and Latvia, and a cleanroom laboratory in Spain. The system is used by 18 cleanrooms in total, and we have a dozen other lab infrastructures at Swedish Universities that run the system.

Being Sweden's national research infrastructure for micro and nanofabrication, Myfab attracts a vast majority of Sweden's micro- and nanotechnology researchers and entrepreneurs within a wide range of fields. Myfab LIMS was introduced at all Myfab laboratories in 2008, and over the twelve years since it has assisted users to access to the whole infrastructure and provided important information to management for both operations and strategic development of the infrastructure.

2021 is the second pandemic year and compared with 2019 we still have reduced headcount which is attributed to the Covid-19 associated restrictions. Compared to the pre-pandemic year 2019, we see a drop with 8,8 % in laboratory usage during 2021 (up from -11,9% in 2020), at the same time we see a decrease of the commercial usage (booked hours) with 2,8 % from 2020 to 2021, and after the significant increase with 11,4 % 2019 – 2020. Compared to 2020 we have an increase by 3,7% in the number of users and 3,5 % in number of booked tool hours (170 579). Currently 660 (81 %) users come from academia and 151 (19 %) were commercial users from either industry or research institutes.

New and potentially returning users, with no previous experience from Myfab, are invited to apply for funding for their first project through Myfab Access. The academic users cover a broad range of scientific areas, several are international users from various universities. The non-academic users come from industry or institutes, and use our infrastructure for production, product development, or for carrying out research projects. Myfab offers, especially important to small and medium sized companies, a unique possibility for access to micro- and nanotechnology tools and expertise. Myfab has often been the launching point for a number of spin-off companies emanating from the research environments using the infrastructure. These spin-offs create an immense societal impact, and we estimate that their total turnover is well beyond one billion SEK per year.



14 MSEK ADDITIONAL FUNDING FOR INVESTMENTS 2021

Myfab received an investment grant (Dnr. 2021-00278) from the Swedish Research Council for investment in a pulsed laser deposition (PLD) equipment, including in-situ RHEED characterization (6 MSEK), to be installed at Myfab Lund, and for an ultra high vacuum physical vapor deposition (UHV-PVD) tool (8 MSEK) to be installed at Myfab Uppsala. The total investment for this package is 14 MSEK.

COVID-19 PANDEMIC PRECAUTIONS

The Covid-19 pandemic has forced Myfab to introduce new routines to minimize the spread of the virus. Myfab's cleanroom laboratories have followed all rules and recommendations given by the Public Health Agency of Sweden as well as the rules set up by the host universities. Generally, during most of 2020–2021 the universities have recommended that as much as possible work should be carried out from home, but at the same time, necessary laboratory work has been allowed. The presence of Myfab's staff at the laboratories has been reduced, and new routines to secure distancing between users have been implemented.

We interpret that the 8,8 % reduction in total lab usage in 2021 compared to 2019 as a direct effect of the pandemic, the recommendations to work from home and deferring non-critical work. The increased commercial usage is interesting and a bit surprising since it happened during a pandemic. Obviously, Myfab offers possibilities that are attractive and prioritized even during a pandemic.

GOVERNANCE DURING THE CURRENT PERIOD OF OPERATION 2020 - 2024

Myfab's fifth period of operation started on 1 January 2020 and is promoted by a new model for governing national research infrastructures. Common for all national research infrastructures in Sweden since 2020 is that they have a governing board, the General Assembly (GA or Stämman in Swedish), which is in charge of general conditions including the consortium agreements and commitments of the participating universities. Myfab's GA thus consists of four members, one each from Chalmers (host), KTH, Lund University and Uppsala University respectively. The GA meets at least once per year.

The Steering group, with members recommended by the General Assembly and appointed by Chalmers University of Technology (Chalmers), consists of seven members. Four of them are representatives proposed by the participating universities, one is an industrial representative, one international representative and finally one from another Swedish university. The steering group oversees Myfab's activities during the current period of operation, which ends on 31 December 2024. The steering group normally has four physical

meetings each year, where the director also participates. The steering group decides on the use of the SRC funding and takes strategic decisions on Myfab's activities. Through this process we make sure that operations and strategic development are aligned and support the need of our users in the best possible way.

The director is in charge of operations and to implement the decisions by the steeringgroup. The operational management consists of the director and the four laboratory managers and oversees day-to-day operation and collaboration with the steering group and the owner group. The over-all structure of Myfab's management gives a balance between the bodies involved.



MYFAB LIMS

During 2021 we have continued with the development of a module for process flow and run sheet documentation. The aim is to be able to create, edit, store and share process flows. From the simplest step to long process flows for advanced components. The run sheet documentation will be used during the execution of such processes. Here the user will have everything on one page, the recipe, the logbook entries, and their personal notes. During spring of 2022 we will have the Myfab LIMS community to evaluate the work done so far.

In addition, we have continued to update the system with several minor new functions and a modernised communication interface for outside applications (hardware interlocks, homepages and other softwares).



THE NORDIC NANOLAB NETWORK

Myfab is part of the Nordic Nanolab Network (NNN) which encompass active collaboration by the management, experts, and users of the national nanofabrication research infrastructures in the Nordic countries. NNN is most important for the development of all twelve laboratories involved and is the leading regional network in Europe. During 2021, due to the pandemic, the NNN management team as well as the expert groups did not arrange any physical meeting, arranged severan electronic meetings. Basecamp has continued to serve as an important platform for expert interactions. The Nordic Nanolab User Meeting was re-scheduled to 5–6 Maj 2022, so NNN decided to arrange a topical webinar to be held during 10–11 May 2021.

NNN Webinar on Maskless Alinger Systems with 200 participants

The Nordic Nanolab Network formed a program committee which made extensive planning and preparations for the webinar, including two “live” rehearsals. The webinar attracted 200 participants. Contributions were presented by expert from several different NNN laboratories. Together with the panel, moderated question and discussion sessions were held. This was the first webinar NNN arranged, and we received very good feedback from the participants, and the organizers gained important experience from the preparation and the execution.

NNUM 2022 program committee in operation from November 2021

The program committee for the Nordic Nanolab User Meeting 2022 (NNUM 2022) started to operate in November 2021. The NNUM 2022 takes place at Chalmers in Gotenburg during 5–6 May 2022.

The Nordic Nanolab Expert Network


The Nordic Nanolab Expert Network (NNEN) consists of expert groups with members from the Nordic countries and organized in five topical areas: dry etching, thin films, lithography, characterization (in cleanrooms) and facility management. Each NNEN technology group has about 20 active members and meets normally twice per year with lunch-to-lunch meetings. During 2021 most interactions within the NNEN have been carried out through electronic meetings and through the Basecamp platform. The NNEN activities are a very efficient way of promoting staff competence and knowledge transfer / development in the most relevant areas for the res earch infrastructure as a whole and its users.

EURONANOLAB

Myfab is part of EuroNanoLab and was one of the co-founders during spring 2016. Today the EuroNanoLab consortium consists of the national research infrastructures of fourteen countries and one international organisation, with a total of 44 cleanroom laboratories. EuroNanoLab's submitted 2020 a design study to the ESFRI road-map update, but during summer 2021 we were informed that the design study was not accepted, so ENL is not part of the updated ESFRI roadmap. ENL Steering Committee has therefore discussed and which activities that should be prioritized and carried out together in the future. Some on-going activities are expert group collaboration and long-term work on standardization of FAIR Nanofabrication process descriptions.

Furthermore, EuroNanoLab is responsible for the European Nanofabrication Research Infrastructure Symposium (ENRIS), arranged every second year.





NODE ACTIVITIES

Myfab KTH

Myfab KTH consists of two cleanroom facilities. The Electrum Lab in Kista is operated in collaboration with the industrial research institute RISE, and the Albanova Nano Lab in collaboration with Stockholm University. Both laboratories are recognized as "KTH Infrastructures".

Despite the corona-related limitations, the KTH labs are having a steady operational flow, with about the same (as pre-corona) number of users and lab-hours.

All major infrastructures at KTH were during the year evaluated as part of the Research Assessment Exercise. This was made in form of a written self-evaluation, followed by an on-line discussion with an international evaluation panel. The Myfab laboratories were identified as the two Examples of Success among the KTH infrastructures.

The Electrum Lab board of directors has approved a new strategic plan to handle the most important challenges for the laboratory, including the generation shift of faculty and future research profile, the marketing of the lab resources, re-investment and infrastructure improvement, and the development of Kista from an industrial area into a town. An action plan, based on the strategy has been presented to Rector at KTH. As part of the plan, Per-Erik Hellström is appointed Scientific Director, with task to investigate the conditions for establishing a KTH Semiconductor Research Center.


The procurement of tools funded by grants from KTH, Myfab, and other agencies is ongoing.

At Electrum Lab a new Ulvac Enviro 1Xa plasma stripper (funded by user fees), a sheet resistance measurement tool (Myfab funded), a vapor-HF release etcher, and a Disco DAD3241 dicing saw with external cleaning station (financed by RISE) have been installed during the year. The Myfab funded silicon deep etcher and HVPE upgrade are ordered and will arrive in 2022. A relocation of tools and major reconstruction of the cleanroom has been initiated, to clear space for commercial users to rent.

Albanova Nanolab has received a Heidelberg MLA150 mask-less lithography system, and an Oxford Instruments PlasmaLab Pro 100 Cobra 300 cryo-etcher (both funded by KTH-WACQT-SU). The Myfab funded AJA UHV evaporator is ordered and expected in summer 2022.

A characterization system QD-PPMS (sponsored by KTH) has been contracted. This will strengthen the interface with the Quantum Technology Hub at Albanova (QTH@KTH-SU) running multiple projects within QT, including a WACQT node in Stockholm. The delivery is planned in the late summer 2022.

In terms of Lab-floor development, the EBL and the Deposition rooms have been re-designed for improved functionality (efficient layout, storage capacity) and user access and experience and the gas distribution system for multiple etchers and deposition systems has been fully re-worked. This will allow a more streamlined and reliable operation, with capacity for future expansion.



Myfab Lund

Myfab Lund is the key resource for all of nanoscience at Lund University with more than 90 tools with an equipment value exceeding 250 MSEK, and with qualified support by highly educated lab personnel. The continued support from Myfab in this period has enabled the specialised services needed from expert staff to service and maintain the equipment inventory; to coordinate external services; to monitor equipment and process stability; to guide and train new users and to develop new information sharing services.

In the period 2020 and 2021, the number of booked hours from academic users was reduced by 35% due to the pandemic, but the income was only reduced by 17%, owing to an increase in commercial usage. Without the dedication of the staff to train users and keep

the lab open through the pandemic, the overall performance would have been significantly affected.

During the pandemic, we have received, installed, and completed SAT for our Heidelberg MLA150 Mask-Less Aligner in the ISO 5 area of the clean room. Staff and users have been trained and the team is now preparing to receive a Beneq TFS 200-314 ALD and preparing procurement documentation for an automatic resist / development processing station. A draft technical specification for the high temperature III/V MOVPE is available (funding awarded after Myfab period 5 award) and a pulsed laser deposition (PLD) tool from Myfab's VR applicaiton in 2021 is in progress. We will be continuing a market survey and developing the technical specification in 2022 to get the inputs of all stakeholders ahead of the open procurement process.

The board of LTH has authorized a procurement of a 1400 m² clean room in 2021. Together with ESS and Max IV, the Nano Lab at Science Village (NLSV) will form a third major infrastructure at Brunnsög. The planning for the new clean room also takes a lot of effort and requires time, including systematic work to specify parameters and layout of the new LNL. An in-depth market survey was completed, and a 2-step procurement process of a landlord was initiated, which is expected to be concluded in 2022, after which the detail planning can commence. In advance of the move to Brunnsög, there has been a concerted and successful effort to obtain funding for new and replacement semi-conductor processing and metrology equipment.

We have successfully recruited for 2 positions where staff are retiring, but unfortunately, 2 other employees indicated they will leave in 2022 to pursue other opportunities.


Myfab Uppsala

During 2021 efforts have been made to develop a local investment strategy to prepare for national prioritization at the national Myfab level. Thematic groups, in e.g. lithography and thin film technology, and with the most experienced researchers and engineers in each field, have identified urgent needs and strategic possibilities. The compiled result, including a plan for reinvestments, forms an investment plan that should be revised annually.

The investment funding from the Swedish Research Council have initiated a number of procurements and two deliveries before the end of the year. A 2-photon printer has been fully tested, accepted, and released to our users. Most of the procurements should be concluded this year.

After a final(?) expansion of the Ångström Laboratory rents will be significantly increased. With a 2 000 m² cleanroom facility, Myfab Uppsala will be very much affected and measures should be taken to mitigate these effects. The general solution proposed is to compress the Myfab activities and create some space for individual research groups to rent their own lab premises.

The staff situation is rather stable, but parental and other temporary leaves are difficult to compensate for. With these varying needs for trained and experienced personnel we try to develop some dynamic routines with advanced users and practical coaches working part time for a limited period.



Myfab Chalmers

During 2021 we have at Myfab Chalmers procured five major systems, following our investment plan:

- a plasma enhanced chemical vapour deposition system (Oxford Plasmalab PECVD) for thin films of Silicon Nitride and Silicon Oxide.
- a Silicon deep inductively coupled plasma reactive ion etch (Oxford Estrelas) for Bosch process etching of Silicon
- an ellipsometer for thin film characterisation (Woollam RC2)
- a direct write laser lithography system (Heidelberg MLA 150)
- an automated scanning electron microscope (RAITH Chipscanner 150)

All tools to be commissioned early 2022. These five tools are part of a five-year reinvestment plan for Myfab Chalmers that contain 34 items and a total budget of around 170 MSEK. We have hired two new staff to replace retired staff, one technician and one senior research engineer. We were 22 individuals corresponding to 19 full time equivalents running the cleanroom.

During 2021 we saw a significant increase in the project volumes using the infrastructure. The user fees from both academic and commercial projects reached record high levels and are now well over 50% of the revenue, i.e., the user fees exceed the subsidies from Chalmers and SRC. The commercial user fees were actually slightly higher than the academic. This contributed to our record high profit well needed to finance the expensive reinvestment plan in progress.


During last year we also introduced our new and in house constructed hardware interlock which prevents user from operating advanced tools without a completed booking in our booking system Myfab LIMS, where we also control who is allowed to book each tool.

SELECTED USER SUCCESS STORIES

Reconfigurable photonics with on-chip single-photon detectors

In a potential boost for quantum computing and communication, a European research collaboration reported a new method of controlling and manipulating single photons without generating heat. The solution makes it possible to integrate optical switches and single-photon detectors in a single chip.

Publishing in *Nature Communications*, the team reported to have developed an optical switch that is reconfigured with microscopic mechanical movement rather than heat, making the switch compatible with heat-sensitive single-photon detectors. The new method enables control of single photons without the disadvantage of heating up a semiconductor chip and thereby rendering single-photon detectors useless. Using microelectromechanical (MEMS) actuation, the solution enables optical switching and photon detection on a single semiconductor chip while maintaining the cold temperatures required by single-photon detectors.



S. Gyger, J. Zichi, L. Schweickert, A.W. Elshaari, S. Steinhauer, S.F. Covre da Silva, A. Rastelli, V. Zwiller, K.D. Jöns, C. Errando-Herranz, *Nature Communications* **12**, 1408 (2021). [Link](#);

Coverage: [KTH Press Release](#), [European Commission](#), [phys.org](#), [EurekAlert](#); Impact factor 14.9

Very large-scale wafer-level integration of 2D materials for smaller and more powerful devices

Heterogeneous integration of 2D materials

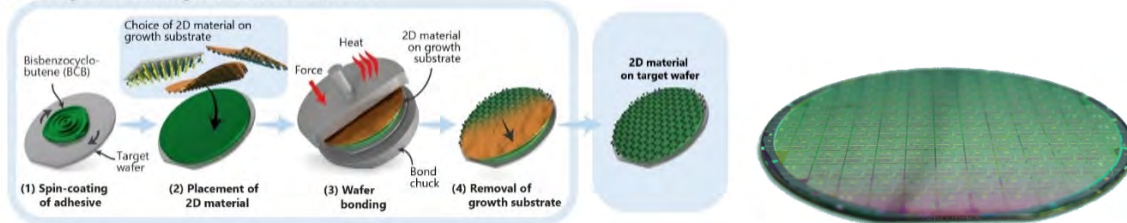


Figure 1: Schematic illustration of heterogeneous integration of 2D materials with semiconductor substrates by adhesive wafer bonding at the back-end of the line.³

We have developed a new 2D material integration technology that is based on wafer bonding in a standard semiconductor wafer bonder. This approach fully complies with automated handling procedures for semiconductor wafers, from 100 mm and up to 300 mm diameters. Wafer bonding is a mature process that is customarily used for manufacturing of semiconductor products at extremely high volumes of several 100 million units per year. The utilization of the existing tools in semiconductor fabs and their supply chain is a crucial prerequisite for the price sensitive and risk averse semiconductor industry to incorporate 2D materials in their products. Our integration technology enables integration of 2D materials in the back-end of the fabrication line (BEOL). We have demonstrated the wafer-scale transfer of three different types of 2D materials (graphene, molybdenum disulfide (MoS₂), and hexagonal boron nitride (hBN)), that were grown on copper foils and rigid Si substrates. Furthermore, have we stacked 2D materials to heterostructures by two consecutive transfers, and suspended freestanding graphene membranes. In our process, the 2D material is attached to a target wafer by a device-compatible adhesive layer that remains as part of the final device (Figure 1). The bonding process temperature is low and complies with the thermal budget of preprocessed CMOS and microsystem device wafers. This allows to enhance the functionality of established electronics for readout and signal processing by adding the 2D material for a specific target application. We have published our work in *Nature Communications* [1] and presented the results on several leading conferences in the field of photonics and micro-electro-mechanical systems (MEMS) [2]–[4].

[1] A. Quellmalz *et al.*, “Large-area integration of two-dimensional materials and their heterostructures by wafer bonding,” *Nature Communications*, vol. 12, no. 1, Art. no. 1, Feb. 2021, doi: 10.1038/s41467-021-21136-0.

[2] A. Quellmalz *et al.*, “Wafer-Scale Transfer of Graphene by Adhesive Wafer Bonding,” in *2019 IEEE 32nd International Conference on Micro Electro Mechanical Systems (MEMS)*, Jan. 2019, pp. 257–259. doi: 10.1109/MEMSYS.2019.8870682.

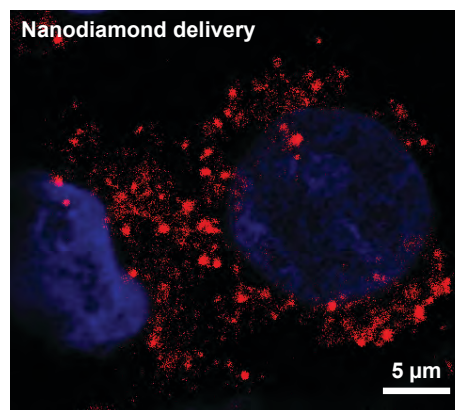
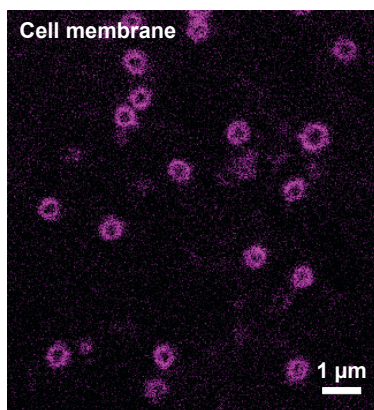
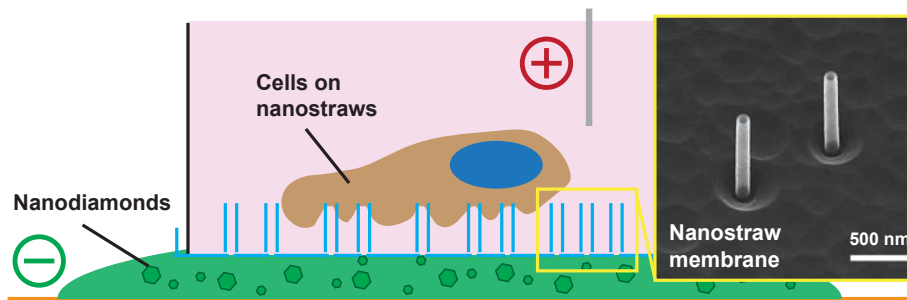
[3] A. Quellmalz *et al.*, “Large-Scale Integration of 2D Material Heterostructures by Adhesive Bonding,” in *2020 IEEE 33rd International Conference on Micro Electro Mechanical Systems (MEMS)*, Jan. 2020, pp. 943–945. doi: 10.1109/MEMS46641.2020.9056203.

[4] A. Quellmalz *et al.*, “Stacking of Two-Dimensional Materials to Large-Area Heterostructures by Wafer Bonding,” in *Conference on Lasers and Electro-Optics (2021)*, paper SW3F.2, May 2021, p. SW3F.2. doi: 10.1364/CLEO_SI.2021.SW3F.2.

Nanostraw-Assisted Cellular Injection of Fluorescent Nanodiamonds via Direct Membrane Opening

Fluorescent nanodiamonds are promising for long term monitoring of cells since they exhibit a stable fluorescence and are not toxic. However, it is challenging to deliver fluorescent nanodiamonds to the cell interior, as most of them end up entrapped in cellular compartments, where they cannot interact with the cell biomolecules.

To address that issue, we have used alumina nanotubes, fabricated at the Lund Nano Lab, in combination with mild electrical pulses to inject nanodiamonds in the cell interior with great efficiency. Fluorescence microscopy was used to demonstrate that a greater number of nanodiamonds was located in the cell interior while not being trapped in cellular compartments, as opposed to when using a conventional incubation method to deliver nanodiamonds inside cells.



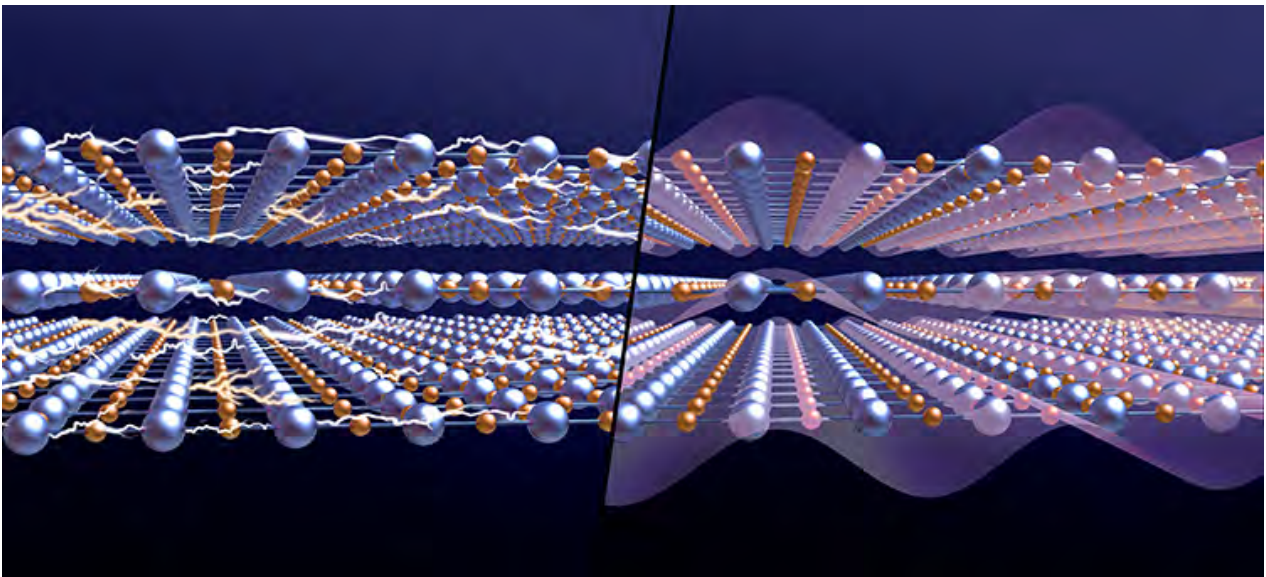
STED microscopy images showed that the cell membrane is opening in a reversible manner on top of the nanostraws upon application of the mild electrical pulses. The results are promising for achieving long term monitoring of living cells.

[E. Hebisch, M. Hjort, D. Volpati, C. N. Prinz, *Small* 2021, 17, 2006421.](#)

Coverage: [The Conversation](#)

Making the strange metal state in high temperature superconductors even stranger


Superconductivity, where an electric current is transported without any losses, holds enormous potential for green technologies. For example, if it could be made to work at high enough temperatures, it could allow for lossless transport of renewable energy over great distances. While standard superconductivity is well understood, several aspects of high temperature superconductivity are still a puzzle to be solved. The newly published research focusses on the least understood property – the so called ‘strange metal’ state, appearing at temperatures higher than those that allow for superconductivity. The materials really behave in a very unusual way, and it is something of a mystery among researchers.



The strange metal state got its name because its behavior when conducting electricity is, on the face of it, far too simple. In an ordinary metal, lots of different processes affect the electrical resistance – electrons can collide with the atomic lattice, with impurities, or with themselves, and each process has a different temperature dependence. This means that the resulting total resistance becomes a complicated function of the temperature. In sharp contrast, the resistance for strange metals is a linear function of temperature – meaning a straight line from the lowest attainable temperatures up to where the material melts. To explain the counterintuitive properties of the strange metal state, all particles need to be entangled with each other, leading to a soup of electrons in which individual particles cannot be discerned, and which constitutes a radically novel form of matter.

The researchers' work indicates a close connection between the emergence of charge density waves and the breaking of the strange metal state – a potentially vital clue to understand the latter phenomenon, and which might represent one of the most striking evidence of quantum mechanical principles at the macro scale. The results also suggest a promising new avenue of research, using strain control to manipulate quantum materials.

Wahlberg, E., Arpaia, R., Seibold, G., Rossi, M., Fumagalli, R., Trbaldo, E., Brookes, N. B., Braicovich, L., Caprara, S., Gran, U., Ghiringhelli, G., Bauch, T., & Lombardi, F. (2021). Restored strange metal phase through suppression of charge density waves in underdoped $\text{YBa}_2\text{Cu}_3\text{O}_{7-\delta}$. *Science*, 373(6562), 1506–1510.



Tiny vehicles powered by nothing but light

Light has an inherent power to move microscopic objects – a property previously used to develop the Nobel prize winning research idea of ‘optical tweezers’, which use a highly focused laser beam to control and manoeuvre tiny particles with incredible precision.

The researchers manufactured vehicles at a scale of 10 micrometres wide and 1 micrometre thick. The vehicles consisted of a tiny particle, coated with something known as a ‘metasurface’. Metasurfaces are ultra-thin arrangements of carefully designed and ordered nanoparticles, tailored to direct light in interesting and unusual ways. They offer fascinating possibilities for use in advanced components for optical applications such as cameras, microscopes and electronic displays. Usually, they tend to be thought of as stationary objects, with their use being seen as the ability to control and affect light. But here, the researchers looked at it the other way around, investigating how the forces resulting from the light’s change in momentum could be used to control the meta-surface.

The researchers took their microscopic vehicles, which they termed ‘metavehicles’, and placed them on the bottom of a water dish, then used a loosely focused laser to direct a plane wave of light onto them. By a purely mechanical process – the heat generated by the light plays no part in the effect – the vehicles could then be moved in a variety of patterns. By adjusting the intensity and polarisation of the light, the researchers succeeded in controlling the vehicles’ movement and speed with a high level of precision, navigating them in different directions and complex patterns, such as figures of eight.

The researchers also experimented with using the metavehicles as transporters, to push small particles around the tank. The metavehicles proved capable of transporting objects including a

microscopic polystyrene bead and a yeast particle through the water with ease. They even succeeded in pushing a dust particle 15 times the size of the metavehicle itself.

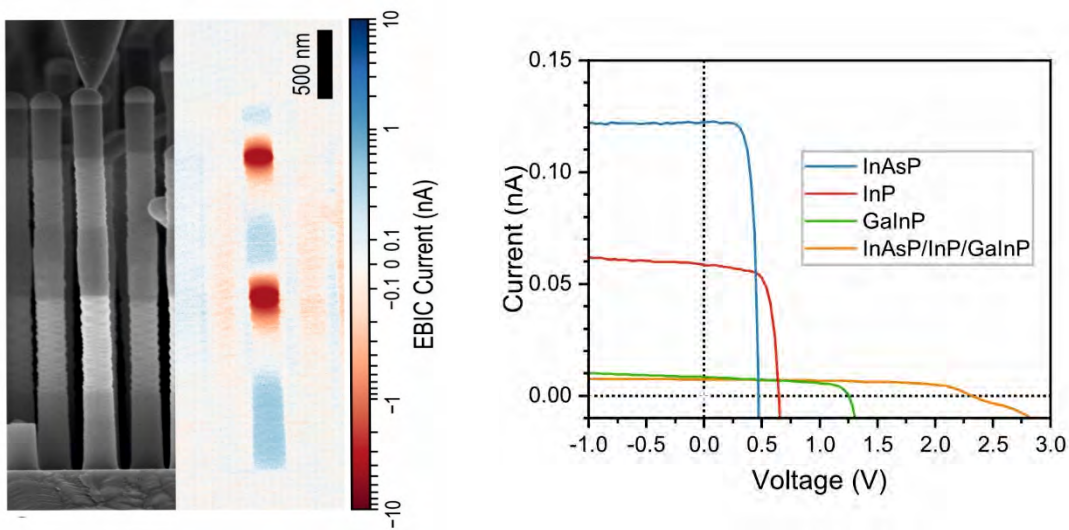
Andrén, D., Baranov, D.G., Jones, S. et al. Microscopic metavehicles powered and steered by embedded optical metasurfaces. *Nat. Nanotechnol.* 16, 970–974 (2021).

Nanowire based triple junction photovoltaics.

III-V based multi-junction solar cells hold the world record power conversion efficiencies, however, they are too expensive for large area terrestrial applications. Nanowires are being investigated for next-generation solar cell technologies because of the prospect of lowering material costs. So far, nanowire solar cells with promising efficiencies have been developed, although they have been limited to a single junction. In order to further increase the efficiency of nanowire solar cells, multi-junction technology needs to be utilised.

By use of metal organic vapor phase epitaxy and electron beam induced current measurements in a close feedback loop between synthesis and characterisation we developed tandem junction nanowire photovoltaics. This is a major breakthrough which has taken more than ten years of research to achieve, rapidly sped up by investments in new characterisation tools for Myfab Lund. We demonstrate the combination of three sub-cells with optimized band gaps within nanowires of modest length, that have the potential to reach a modelled efficiency of 47 %.

The results represent a milestone in the development of nanowire array solar cells, with more than twice the open-circuit voltage of previously reported nanowire devices. These investigations establish nanowire multi-junction technology photovoltaics, which opens a new possibility for economically, high efficiency, and environmentally sustainable III-V solar cells.



Triple junction nanowire photovoltaics.

Left: Scanning electron image of the nanowire triple junctions contacted in situ by the tungsten probe. In addition, the backside of the sample is used as contact.

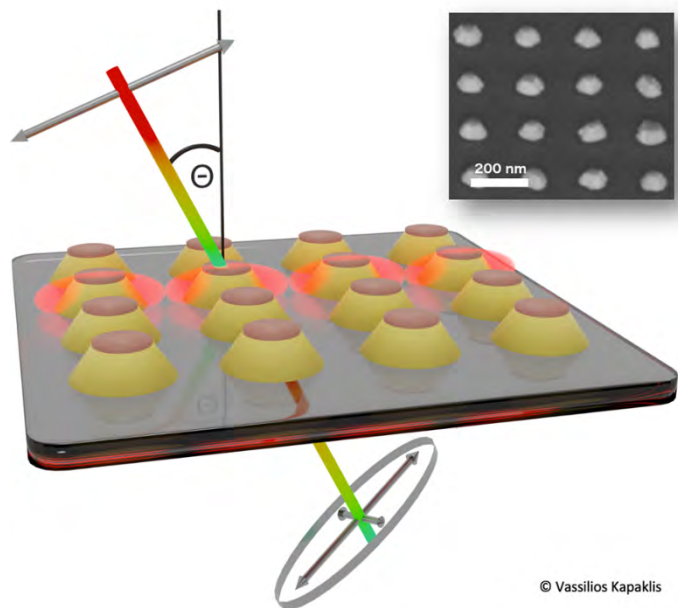
Middle: electron beam induced current measurement showing the three junctions, separated by Esaki tunnel diodes which gives a current in the opposite direction to the working pn-junction diodes.

Right: Current-Voltage measurements of InAsP, InP, and GaInP single-junction NWs and a GaInP/InP/InAsP triple-junction NW on a semi-logarithmic scale. As expected, I_{sc} decreases with an increasing band gap, whereas the V_{oc} increases. As the sub-cells are connected in series, the current of the triple-junction NW is limited by the sub-cell with the lowest current. In return, the V_{oc} of the sub-cells are summed up.

Lukas Hrachowina, Yang Chen, Enrique Barrigon, Reine Wallenberg, Magnus T. Borgström, in writing.

Direction-Sensitive Magnetophotonic Surface Crystals

Researchers at Uppsala University with collaborators from Gothenburg and San Sebastian, Spain, have reported on artificial magnetophotonic surface crystals. These structures are fabricated using state-of-the-art electron beam lithography techniques and are composed of hybrid material architectures, combining magnetic and plasmonic materials. Nanosized Tb₁₈Co₈₂ ferrimagnetic alloy discs (brown color in figure), having strong out-of-plane magnetic anisotropy are placed on top of gold plasmonic nanocone antenna arrays. These are used to design a micrometer-scale magnetophotonic crystal exhibiting abrupt and narrow magneto-optical spectral features that are both magnetic field and light incidence direction controlled. Furthermore, a magnetic modulation of the differential circular transmission through the magnetophotonic crystal, with measurements carried out in zero external magnetic field was demonstrated, exploiting the perpendicular magnetic anisotropy of the magnetic nanoantennas. The integration of such ferrimagnetic alloys with plasmonic nanoantennas offers new exciting platform for highly tunable, ultrafast all-optical switching magnetophotonic devices. This can find further application scope, in the development of devices where light can be efficiently used to switch and read out the magnetization of magnetic nanoelements, paving the way for new ultrafast memory devices.

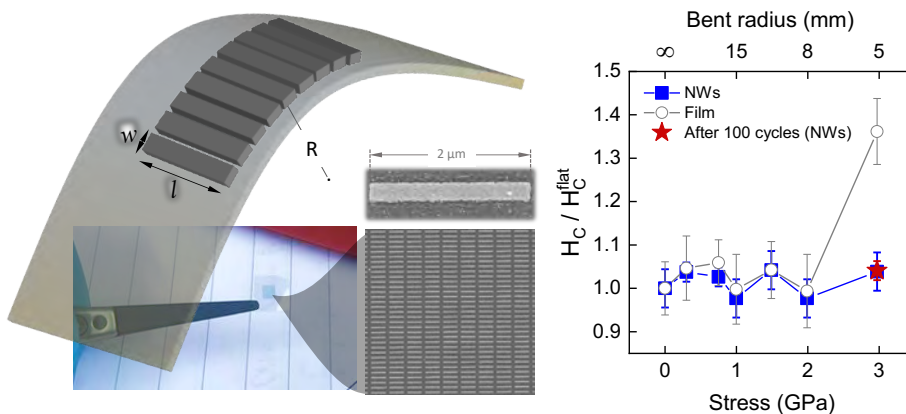


This work has been supported by the Knut and Alice Wallenberg Foundation project "harnessing light and spins through plasmons at the nanoscale" (project no. 2015.0060) and was part of a project which received funding from the European Union's Horizon 2020 research and innovation programme under grant agreement no. 737093, "Femtoterabyte."

R. M. Rowan-Robinson, J. Hurst, A. Ciuciulkaite, I.-A. Chioar, M. Pohlit, M. Zapata- Herrera, P. Vavassori, A. Dmitriev, P. M. Oppeneer, and V. Kapaklis, "Direction-Sensitive Magnetophotonic Surface Crystals," *Advanced Photonics Research* 2, 2100119 (2021), DOI: <https://doi.org/10.1002/adpr.202100119>.

Ultralow Magnetostrictive Flexible Ferromagnetic Nanowires

Integrating magneto-electric and spintronic sensors into flexible electronics is of utmost importance for the next generation of flexible and wearable technologies. One key challenge here is to engineer nanodevices with stable magneto-elastic properties. Magnetic bulk materials exhibit multidomain magnetic structures, making magnetism very sensitive to strains. Here, highly resilient flexible ferromagnetic Co nanowires are demonstrated for the first time on flexible PEN substrates. The nanowires exhibit an ultralow magnetostrictive constant, resulting in remarkable resilience sustaining extreme bending with high endurance. These stable, flexible magnetic nanowires are expected to impact future applications in flexible spintronics where stable magnetic properties and device performances under bending conditions are needed, for instance, for realizing stable surface mountable and wearable spintronic sensors next-generation flexible steady magnetic switches, spintronics, and magnonic circuits.



Highly resilient magnetic nanowires (NW) on flexible substrates. The plot shows the NW magnetic coercivity in flat (H_C^{flat}) and bent (H_C) condition stay the same till very high number of bending cycles and high levels of stress, compared to thinfilms of the same magnetic material and thick.

G. Muscas, P.E. Jönsson, I.G. Serrano, Ö Vallin and M.V. Kamalakar, "Ultralow Magnetostrictive Flexible Ferromagnetic Nanowires", *Nanoscale* 13, 6043-6052 (2021).

ECONOMY

Myfab's financial report for 1 January – 31 December 2021, submitted separately and undersigned by Chalmers financial controller, has been delivered to the Swedish Research Council. The report presents how the Myfab operations grant has been distributed, in accordance with the decisions taken by Myfab's steering group. The table below present the total economy of the Myfab laboratories and sets the Myfab operation grant in perspective to each laboratory's total economy. The Myfab grant in this table represents the full-year 2021.

| Income [kSEK] | Myfab Chalmers | Myfab KTH | Myfab Lund | Myfab Uppsala | Myfab all four labs |
|---------------------------|----------------|---------------|---------------|---------------|---------------------|
| Faculty grants | 32 683 | 17 250 | 23 875 | 8 734 | 73 808 |
| Fees, academic | 16 359 | 12 850 | 8 921 | 9 194 | 47 324 |
| Fees companies incl. RISE | 18 927 | 19 600 | 4 271 | 3 208 | 46 006 |
| Myfab SRC grant | 3 000 | 3 000 | 3 000 | 3 000 | 12 000 |
| Financed depr. | 5 260 | 950 | 1 147 | 6 427 | 13 784 |
| Projects SSF, EU | | 3 440 | 2 899 | | 6 3398 |
| Services | | 1 660 | | | 1 660 |
| Income Total | 76 229 | 58 750 | 44 113 | 30 563 | 209 655 |
| Costs [kSEK] | | | | | |
| Personnel | 14 691 | 15 150 | 12 794 | 7 259 | 49 894 |
| Rent premises | 17 020 | 9 710 | 9 550 | 9 082 | 45 362 |
| Operation | 16 789 | 22 130 | 7 663 | 4 944 | 51 526 |
| Overhead | 4 509 | 7 000 | 6 555 | 757 | 18 821 |
| Financed depr. | 5 260 | 950 | 1 147 | 6 427 | 13 784 |
| Depreciations | 3 385 | 6 710 | 6 584 | 1 707 | 18 386 |
| Costs Total | 61 654 | 61 650 | 44 293 | 30 175 | 197 772 |
| Result | 14 575 | -2 900 | -180 | 387 | 11 882 |

MYFAB STANDARD REPORT 2021 – KEY NUMBERS FROM MYFAB LIMS

| | Chalmers | KTH | Lund | Uppsala | 2021 Myfab | 2020 Myfab | 2019 Myfab | 2018 Myfab | 2017 Myfab |
|------------------------------|----------|--------|--------|---------|----------------|------------|------------|------------|------------|
| Users with access | 433 | 536 | 278 | 451 | 1 698 | 1632 | 1648 | 1658 | 1611 |
| Active users | 194 | 201 | 136 | 280 | 811 | 782 | 836 | 855 | 804 |
| Female active users | 44 | 55 | 30 | 99 | 228 | 202 | 210 | 224 | 198 |
| Gender balance, active users | 23% | 27% | 22% | 35% | 28% | 26% | 25% | 26% | 25% |
| University active users | 160 | 144 | 114 | 242 | 660 | 646 | 714 | 723 | 669 |
| Institutes active users | 2 | 9 | 3 | 2 | 16 | 17 | 14 | 11 | 11 |
| Commercial active users | 32 | 48 | 19 | 36 | 135 | 119 | 108 | 121 | 124 |
| Companies with own personnel | 11 | 21 | 8 | 25 | 65 | 58 | 51 | 56 | 56 |
| Number of booked hours | 60 344 | 35 139 | 49 901 | 25 195 | 170 579 | 164830 | 187017 | 191280 | 195615 |
| -from universities | 53 244 | 26 093 | 45 306 | 23 190 | 147 833 | 141417 | 165979 | 168885 | 170101 |
| -from institutes | 66 | 2 232 | 672 | 68 | 3 038 | 3198 | 2233 | 2323 | 3220 |
| -from commercial users | 7 034 | 6 813 | 3 924 | 1 938 | 19 708 | 20215 | 18804 | 20072 | 22293 |
| Number of tools | 220 | 274 | 95 | 176 | 752 | 707 | 738 | 706 | 709 |
| Booked tools | 158 | 106 | 73 | 83 | 420 | 402 | 405 | 408 | 404 |


ANNEXES

Annex A: Myfab Key Numbers 2021

Annex B: Organisation 2021

Annex C: Myfab Accounting of Procuerments 2021

Annex D: Myfab Publications and Doctoral Theses 2021



ANNEX A - MYFAB KEY NUMBERS 2021

Key numbers as specified in Appendix 1 (Bilaga 1) to Myfab's contract (Dnr: 2019-00207)

| | |
|--|------|
| 1 Anställda vid infrastrukturen | |
| 1.1 <i>Enskilda individer</i> | |
| Totalt | |
| Ledning (labchefer ingår) | 5 |
| Vid Myfab Chalmers | 22 |
| Vid Myfab KTH | 23 |
| Vid Myfab Lund | 16 |
| Vid Myfab Uppsala | 14 |
| 1.2 <i>FTE</i> | |
| Totalt | |
| Ledning | |
| Vid Myfab Chalmers | 19 |
| Vid Myfab KTH | 18,4 |
| Vid Myfab Lund | 13,9 |
| Vid Myfab Uppsala | 9,8 |

Infrastrukturens namn: Myfab 5

Diarienummer: 2019-00207

Respondent (namn): Thomas Swahn

Respondent (epost): thomas.swahn@chalmers.se

Respondent (telefon): 0730-744676

Avser år: 2021

Kategorier av nyckeltal

- 1 Anställda (enskilda individer (eller FTE))
- 2 Projekt (fakturerade)
- 3 Användare (enskilda individer)
- 4 Kvantitet av användning [timmar]
- 5 Output

| 2 Projekt | a. Alla projekt | | | b. Typ av hemvist för alla projekt | | | c. Typ av akademisk hemvist för projekt (endast akademiska hemvister) | | | | | | |
|-------------------------------|-----------------|-----|---------|------------------------------------|-----|---------|---|------------------|---------------|------------------|--------------------------|------------------------|----------------|
| | Totalt | Män | Kvinnor | Akademisk Totalt | Män | Kvinnor | Kommersiell Totalt | Offentlig Totalt | Övriga Totalt | Värdorganisation | Inom konsortiet, ej värd | Annat svenskt lärosäte | Internationell |
| 2.2 <i>Genomförda projekt</i> | | | | | | | | | | | | | |
| Totalt | | | | | | | | | | | | | |
| Vid Myfab Chalmers | 151 | 140 | 11 | 125 | 114 | 11 | 26 | 2 | | 115 | 5 | 6 | 4 |
| Vid Myfab KTH | 146 | 131 | 15 | 107 | 97 | 10 | 31 | 8 | 0 | 98 | 4 | 5 | 0 |
| Vid Myfab Lund | 81 | 70 | 11 | 64 | 55 | 11 | 15 | 0 | 0 | | | | |
| Vid Myfab Uppsala | 116 | 41 | 75 | 88 | 31 | 57 | 25 | 3 | 0 | 82 | 5 | 1 | 0 |

| 3 Användare | d. Alla användare | | | e. Typ av hemvist för alla användare | | | f. Typ av akademisk hemvist för användare (endast akademiska hemvister) | | | | | | |
|-------------------------------|-------------------|-----|---------|--------------------------------------|-----|---------|---|------------------|---------------|------------------|--------------------------|------------------------|----------------|
| | Totalt | Män | Kvinnor | Akademisk Totalt | Män | Kvinnor | Kommersiell Totalt | Offentlig Totalt | Övriga Totalt | Värdorganisation | Inom konsortiet, ej värd | Annat svenskt lärosäte | Internationell |
| 3.2 <i>Genomförda projekt</i> | | | | | | | | | | | | | |
| Totalt | | | | | | | | | | | | | |
| Vid Myfab Chalmers | 197 | 156 | 41 | 162 | 127 | 35 | 34 | 1 | | 147 | | 14 | 1 |
| Vid Myfab KTH | 201 | 146 | 55 | 144 | 106 | 38 | 48 | 9 | | 128 | 9 | 7 | |
| Vid Myfab Lund | 136 | 106 | 30 | 114 | 25 | 89 | 19 | 9 | | | | | |
| Vid Myfab Uppsala | 280 | 181 | 99 | 242 | 157 | 85 | 36 | 2 | | 234 | 7 | 1 | |

| 4 Typ och kvantitet av tillgång | g. Total kvantitet per typ av tillgång till | | h. Kvantitet av tillgång för akademiska projekt | |
|----------------------------------|---|--------|--|-----------------------------------|
| | Alla användare Fysisk [antal anv.] | timmar | Fysisk tillgång till infrastruktur Totalt (timmar) | Män (andel, %) Kvinnor (andel, %) |
| 4.1 <i>Användning under året</i> | | | | |
| Totalt | | | | |
| Vid Myfab Chalmers | 197 | 60344 | 53251 | 78% 22% |
| Vid Myfab KTH | 201 | 35139 | 26093 | 73% 27% |
| Vid Myfab Lund | 136 | 49901 | 45306 | 78% 22% |
| Vid Myfab Uppsala | 280 | 25195 | 23190 | 65% 35% |

| | |
|--------------------------------|--|
| 5 Output | |
| 5.1 Publikationer | Bifoga lista enl specifikation |
| 5.2 Antal examinerade doktorer | Som haft en väsentlig verksamhet i Myfab |

ANNEX B – ORGANISATION 2021

General Assembly members (Stämman)

Chairman:

Lars Börjesson, Senior Advisor to the President, Chalmers
Annika Stensson Trigell, Vice Rector KTH
Stacey Ristinmaa Sörensen, Vice Rector Lund University
Johan Tysk, Vice Rector Uppsala University

Steering Group members

Chairman:

Mikael Östling, Deputy President KTH
Marcus Aldén, Professor, Lund University
Anne Borg, Rector NTNU Trondheim
Mikael Jonsson, Professor, Uppsala University
Ellen Moons, Professor, Karlstad University
Anna Stenstam, CEO CR Competence, Lund
Henrik Thunman, Professor Chalmers

Operational management

Director:

Thomas Swahn, Docent

Laboratory Managers:

Myfab Chalmers: Peter Modh, Ph.D.
Myfab KTH: Nils Nordell, PhD.
Myfab Lund: Luke Hankin, PhD.
Myfab Uppsala: Stefan Nygren, PhD.

Support systems and project manager:

Cristina Andersson, Ph.D.

ANNEX C – MYFAB ACCOUNTING OF PROCUREMENTS 2021

Accounting of procurements during 2021.

Some of the procurements financed by the grant from the Swedish Research Council Dnr. 2019-00207 – Myfab 5 were finalized during 2021 and are reported using the template: "Mall för redovisning upphandling samt för slutredovisning av vetenskaplig utrustning.xlsx".

| Mall för redovisning av upphandling samt för slutredovisning av vetenskaplig utrustning/inköpt tjänst till Vetenskapsrådet | | | | |
|--|---------------------------------------|---|--|--|
| Huvudsökandes namn | Thomas Swahn | | | |
| Telefon och e-post | 0730-744676, thomas.swahn@chalmers.se | | | |
| Medelsförvaltare | Chalmers | | | |
| VR Datanummer | 2019-00297 – Myfab 5 | | | |
| | Pris | Leverantör | Förklarande text (Ytterligare förklaring om det inte framgår av kolumn B) | |
| Utrustning (här redovisas vad varje faktura avser. Om flera fristående delar upphandlats redovisas de under egna rubriker) | | | | |
| 1 Sheet Resistance & Resistivity measuring system | | | | |
| 1.1 60% after delivery and instalation | 216 540 kr | MDC Materials Development corp. | CMT-SR2000N Measurement system | |
| 1.2 40% after final approval | 144 360 kr | MDC Materials Development corp. | CMT-SR2000N Measurement system | |
| 2 2-photon printer | | | | |
| 2.1 UpNano NanoOne | 3 652 060 kr | UpNano GmbH | High-resolution 3D printer for polymeric microparts. | |
| 2.2 Komponent (enl. faktura) | x | D | | |
| 3 Chip scanner | | | | |
| 3.1 RAITH Chip Scanner 150 | 3 272 484 kr | RAITH Nanofabrication | A CD SEM with an interferometric stage for accurate and automated imaging for process development and e-beam lithography feedback. | |
| 5 Andra kostnader (här redovisas exempelvis kostnader i samband med installation eller transporter) | | | | |
| 5.1 Kostnad (enl. faktura) | x | G | Text | |
| 5.2 Kostnad (enl. faktura) | x | G | Text | |
| 5.3 Kostnad (enl. faktura) | x | H | Text | |
| 6 Lönekostnader (endast för dem som konstruerar/modifierar utrustning själv och att det har angetts i ansökan. Kostnader styrks med utdrag ur högskolans ekonomisystem) | | Här redovisas vem som arbetat med att konstruera/modifiera instrumentet | Här kan redovisas vad som respektive person arbetat med om det inte framgår ur kolumn B | Tid (Här redovisas antal timmar som respektive person arbetat) |
| 6.1 kostnad för vad | x | N.N. | Text | |
| 6.2 kostnad för vad | x | N.N. | Text | |
| | SUMMA | Summa(x) | | |

Siffrorna i vänsterkolumnen skrivs på fakturakopior som bifogas redovisningen av upphandlingen.
Den texten som är kursiverad bör bytas ut mot vad kostnaden avser. Ta bort/lägg till kursiverade rader efter behov.
Du kan antingen mejla rapporten till infrastruktur@vr.se – med elektroniska/skannade signaturer - eller skicka den med vanlig post till Charlotta. Bifoga fakturakopior till rapporten.

Charlotta Bergvall
Vetenskapsrådet
Box 1035, 101 38 Stockholm

kontaktperson för redovisningen:
Telefon och e-postadress:
Redovisningen ska undertecknas av en behörig företrädare för medelsförvaltaren.

Medelsförvaltare Namnförtydligande

16699346

MDC Materials Development (Corp) S.A.
 Grand Rue 36
 1297 Founex
 Switzerland

Tel: 0041 22 782 65 38
 Fax: 0041 22 782 65 39
 Info@mdc-europe.com

INKOM
 Kungliga Tekniska högskolan
 2021-07-16
 Fakturaservice/Ekonomi

| | |
|---|----------------|
| Invoice number: | 2407/4848-21 |
| Direct Procurement of Sheet Resistance mapper | |
| | J-2021-1095 |
| Your REF : | PEREH KTHEECS |
| VAT # | SE202100305401 |

| | |
|------------------------------------|--|
| PEREH KTHEECS | |
| KTH Royal Institute of Technologys | |
| 2021003054 | |
| Brinellvagen 8 | |
| 100 44 | |
| Stockholm | |
| Sweden | |

| | | | |
|--|--|----------------|------------|
| Date | 13th July 2021 | Tarif douanier | 9030820000 |
| Prix | SEK | Origin | Korea |
| Paieement | 60% of the price 360900 SEK due after delivery and installation | | |
| Banque | UBS - Rue du Rhône 8 - 1204 Genève/Suisse IBAN: CH29 0024 0240 3758 6260 T SWIFT/BIC code: UBSWCHZH80A | | |
| Merci d'indiquer notre numéro de référence: 2407/4848-21 | | | |

| Pos. | Qty | Description | Model | | P.U. | | Total | |
|------------------|-----|---|-------------|------------|------|------------|------------|--|
| | | | Model | Unit | Sek | Total | | |
| 1 | 1 | 60% of the price 360900 SEK due after delivery and installation CMT-SR2000N Sheet Resistance & Resistivity Measuring System Range: 1m Ohms/sq- 2M Ohms/sq Measurement Time: Approx. 2+- sec/point Electronic Accuracy 0,5% (precision Resistor) Measurement Dimension: up to 8" (200mm) wafer Operation & data Analisis Software: Contour/ 3D Mapping & Printing User Manual | CMT-SR2000N | 216 540,00 | SEK | 216 540,00 | - | |
| 2 | 1 | Jandel Four Point Probe | | | | | | |
| Sub-total | | | | | | SEK | 216 540,00 | |
| + TVA 0% | | | | | | SEK | - | |
| Total | | | | | | SEK | 216 540,00 | |

MDC Materials Development Corp. SA

Conditions de Vente:

MDC se réserve le droit d'appliquer un intérêt de 1.5% par mois sur tous les soldes impayés.

Si un recouvrement est nécessaire, l'acheteur devra payer tous les frais engendrés.

Les équipements restent la propriété de MDC jusqu'au règlement total de la facture.

Title to this equipment shall remain with MDC until invoice is paid.

R.C:Vaud, Switzerland - TVA CHE-105.882.101 MWST

Verifikationsnummer: 80045136.000000 Fakturanummer: 2407/4848-21 Lev.nr: 10099346 Fakturadatum: 13.07.2021

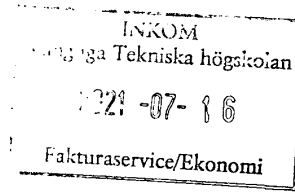

Konteringsinformation

| Trans.typ | Valuta | Valutabelopp | Belopp | Konto | Dim 1 | Dim 2 | Dim 3 | Dim 4 | Dim 5 | Dim 6 | Dim 7 | MK |
|-----------|--------|--------------|------------|-------|-------|-------|-------|-------|-------|-------|-------|----|
| | SEK | 216540.00 | 216540.00 | 1298 | JCB | 6854 | | E | | | 3 | 0 |
| | SEK | -216540.00 | -216540.00 | 2585 | JAX | | | E | | | | 0 |

16099346

MDC Materials Development (Corp) S.A.
Grand Rue 36
1297 Founex
Switzerland

Tel: 0041 22 782 65 38
Fax: 0041 22 782 65 39
Info@mdc-europe.com



| | |
|---|----------------|
| Invoice number : | 2410/4848-21 |
| Direct Procurement of Sheet Resistance mapper | |
| | J-2021-1095 |
| Your REF : | PEREH KTHEECS |
| VAT # | SE202100305401 |

| |
|------------------------------------|
| PEREH KTHEECS |
| KTH Royal Institute of Technologys |
| 2021003054 |
| Brinellvagen 8 |
| 100 44 |
| Stockholm |
| Sweden |

| | | | |
|--|--|----------------|------------|
| Date | 13th July 2021 | Tarif douanier | 9030820000 |
| Prix | SEK | Origin | Korea |
| Paieement | 40% of the price 360900 SEK due after the Acceptance test and final approval by KTH | | |
| Banque | UBS - Rue du Rhône 8 - 1204 Genève/Suisse IBAN: CH29 0024 0240 3758 6260 T SWIFT/BIC code: UBSWCHZH80A | | |
| Merci d'indiquer notre numéro de référence: 2410/4848-21 | | | |

| Pos. | Qty | Description | Model | | P.U. | | Total | |
|------------------|-----|--|-------------|------------|------|------------|-------------------|--|
| | | | Model | Unit | Sek | Total | | |
| 1 | 1 | 40% of the price 360900 SEK due after acceptance test and final approval by KTH CMT-SR2000N Sheet Resistance & Resistivity Measuring System Range: 1m Ohms/sq- 2M Ohms/sq Measurement Time: Approx. 2+- sec/point Electronic Accuracy 0,5% (precision Resistor) Measurement Dimension: up to 8" (200mm) wafer Operation & data Analysis Software: Contour/ 3D Mapping & Printing User Manual | CMT-SR2000N | 144 360,00 | SEK | 144 360,00 | - | |
| 2 | 1 | Jandel Four Point Probe | | | | | | |
| Sub-total | | | | | | SEK | 144 360,00 | |
| + TVA 0% | | | | | | SEK | - | |
| Total | | | | | | SEK | 144 360,00 | |

MDC Materials Development Corp. SA

Conditions de Vente:

MDC se réserve le droit d'appliquer un intérêt de 1.5% par mois sur tous les soldes impayés.

Si un recouvrement est nécessaire, l'acheteur devra payer tous les frais engendrés.

Les équipements restent la propriété de MDC jusqu'au règlement total de la facture.

Title to this equipment shall remain with MDC until invoice is paid.

R.C:Vaud, Switzerland - TVA CHE-105.882.101 MWST

Verifikationsnummer: 80045128.000000 Fakturanummer: 2410/4848-21 Lev.nr: 10099346 Fakturadatum: 13.07.2021

Konteringsinformation

| Trans.typ | Valuta | Valutabelopp | Belopp | Konto | Dim 1 | Dim 2 | Dim 3 | Dim 4 | Dim 5 | Dim 6 | Dim 7 | MK |
|-----------|--------|--------------|------------|-------|-------|-------|-------|-------|-------|-------|-------|----|
| | SEK | 144360.00 | 144360.00 | 1298 | JCB | 6854 | | E | | | 3 | 0 |
| | SEK | -144360.00 | -144360.00 | 2585 | JAX | | | E | | | | 0 |



UpNano GmbH, Modecenterstrasse 22/D36, 1030 Vienna, Austria

Uppsala University

Department of Materials Science and Engineering
Box 35
751 03 Uppsala
Sweden

Ref: 120MSL - Stefan Nygren

VAT: SE202100293201

| Leverantörsid | Referenskod | Valutakod |
|---------------|-------------|-----------|
| U [REDACTED] | 120MSL | SEK |

Order number: 2021M009
Agreement number Uppsala University: UH2020/39
Vienna, 1st September 2021

INVOICE 2021/M009/A030

| Pos | Product description | Price in SEK <i>per pcs. excl. VAT</i> | pcs | Price in SEK <i>excl. VAT</i> |
|-----|--|---|-----|----------------------------------|
| 1 | NanoOne 250 order number: 5034-250-1 | 3,652,060.00 | 1 | 3,652,060.00 |
| | | Sub total | | 3,652,060.00 |
| | | VAT | | 0,00 |
| | | Total | | 3,652,060.00 |

We kindly ask you to transfer the invoice according to our agreed terms of payment, within 30 days from date of invoice (until 1st October 2021) without deductions (SEK 3,652,060.00).

For further questions I am still at your disposal at any time
With kind regards

Denise Hirner, MSc
Head of Marketing and Business Development | Founder

Bank account Erste Bank, Am Belvedere 1, 1100 Wien
IBAN: AT76 2011 1839 5035 9100, BIC: GIBAATWWXXX
UID ATU 74021658 CEO Dr. Bernhard Kuenburg
Reg. office of the association Vienna FN 498407 b
e-mail office@upnano.at web www.upnano.at

Er: 4076604 | Arrived: 2021-09-03 16:13 | Source: Public Email | From: ova.rnd@linhadm.uu.se [to: uppsala.universitet@pdf.scandicloud.se] Subject: Faktura

ANNEX D – MYFAB PUBLICATIONS AND DOCTORAL THESES 2021

Peer-reviewed publication lists Doctoral Theses from

| | |
|-----------------|--------------------------------------|
| Myfab Chalmers: | 150 publications, 15 doctoral these |
| Myfab KTH: | 124 publications, 12 doctoral theses |
| Myfab Lund: | 199 publications, 11 doctoral theses |
| Myfab Uppsala: | 272 publications, 23 doctoral theses |

In total 745 peer-reviewed publications and 61 doctoral theses during 2021.

Myfab KTH Peer Reviewed Journal and Conference Papers

1. Agha Karimi, Armin (2021). Internal Variability Role on Estimating Sea Level Acceleration in Fremantle Tide Gauge Station. *FRONTIERS IN EARTH SCIENCE* 2296-6463, 9, -, ISI: 000667660000001
2. Agha Karimi, Armin; Bagherbandi, Mohammad; Horemuz, Milan (2021). Multidecadal Sea Level Variability in the Baltic Sea and Its Impact on Acceleration Estimations. *Frontiers in Marine Science*, 8, -, ISI: 000693846900001
3. Akan, Rabia; Vogt, Ulrich (2021). Optimization of Metal-Assisted Chemical Etching for Deep Silicon Nanostructures. *Nanomaterials*, 11, -, ISI: 000724502400001
4. Albertsson, Dagur Ingi; Zahedinejad, Mohammad; Houshang, Afshin; Khymyn, Roman; Akerman, Johan; Rusu, Ana (2021). Ultrafast Ising Machines using spin torque nano-oscillators. *Applied Physics Letters* 0003-6951, 118, -, ISI: 000629823900001
5. Bai, Xuan; Liu, Wenjuan; Xu, Laijun; Ye, Qing; Zhou, Huasi; Berg, Camilla; Yuan, He; Li, Jiyao; Xia, Wei (2021). Sequential macrophage transition facilitates endogenous bone regeneration induced by Zn-doped porous microcrystalline bioactive glass. *Journal of materials chemistry. B* 2050-750X, 9, 2885-2898, ISI: 000635763800009
6. Basso Basset, F.; Salusti, F.; Schweickert, Lucas; Rota, M. B.; Tedeschi, D.; Covre da Silva, S. F.; Roccia, E.; Zwiller, Val; Jöns, Klaus D.; Rastelli, A.; Trotta, R. (2021). Quantum teleportation with imperfect quantum dots. *NPJ QUANTUM INFORMATION* 2056-6387, 7, -, ISI: 000612933500003
7. Bergendal, Erik; Gutfreund, Philipp; Pilkington, Georgia A.; Campbell, Richard A.; Mueller-Buschbaum, Peter; Holt, Stephen A.; Rutland, Mark W. (2021). Tuneable interfacial surfactant aggregates mimic lyotropic phases and facilitate large scale nanopatterning. *Nanoscale* 2040-3364, 13, 371-379, ISI: 000607350900036
8. Borynskyi, V. Yu; Polishchuk, Dmytr; Melnyk, A. K.; Kravets, Anatolii; Tovstolytkin, A. , I; Korenivski, Vladislav (2021). Higher-order ferromagnetic resonances in periodic arrays of synthetic-antiferromagnet nanodisks. *Applied Physics Letters* 0003-6951, 119, -, ISI: 000721489800010
9. Branny, Artur; Didier, Pierre; Zichi, Julien; Zadeh, Iman E.; Steinhauer, Stephan; Zwiller, Val; Vogt, Ulrich (2021). X-Ray Induced Secondary Particle Counting With Thin NbTiN Nanowire Superconducting Detector. *IEEE transactions on applied superconductivity (Print)* 1051-8223, 31, -, ISI: 000649704900003
10. Champion, James; Oberhammer, Joachim (2021). Silicon Micromachined Waveguide Calibration Standards for Terahertz Metrology. *IEEE transactions on microwave theory and techniques* 0018-9480, 69, 3927-3942, ISI: 000682168300034
11. Cattaneo, Roger; Borodianskyi, Evgenii A.; Kalenyuk, Aleksey A.; Krasnov, Vladimir M. (2021). Superconducting Terahertz Sources with 12% Power Efficiency. *Physical Review Applied*, 16, -, ISI: 000731544400003

12. Cavallaro, Sara; Hååg, Petra; Sahu, Siddharth S.; Berisha, Lorenca; Kaminsky, Vitaliy O.; Ekman, Simon; Lewensohn, Rolf; Linnros, Jan; Viktorsson, Kristina; Dev, Apurba (2021). Multiplexed electrokinetic sensor for detection and therapy monitoring of extracellular vesicles from liquid biopsies of non-small-cell lung cancer patients. *Biosensors & bioelectronics* 0956-5663, 193, 113568-113568, ISI: 000700077900008
13. Cavallaro, Sara; Hååg, Petra; Viktorsson, Kristina; Krozer, Anatol; Fogel, Kristina; Lewensohn, Rolf; Linnros, Jan; Dev, Apurba (2021). Comparison and optimization of nanoscale extracellular vesicle imaging by scanning electron microscopy for accurate size-based profiling and morphological analysis. *Nanoscale Advances*, 3, 3053-3063, ISI:
14. Cavallaro, Sara; Pevere, Federico; Stridfeldt, Fredrik; Gorgens, Andre; Paba, Carolina; Sahu, Siddharth S.; Mamand, Doste R.; Gupta, Dhanu; El Andaloussi, Samir; Linnros, Jan; Dev, Apurba (2021). Multiparametric Profiling of Single Nanoscale Extracellular Vesicles by Combined Atomic Force and Fluorescence Microscopy : Correlation and Heterogeneity in Their Molecular and Biophysical Features. *Small* 1613-6810, 17, -, ISI: 000626029700001
15. Chireh, Arvin; Grankvist, Rikard; Sandell, Mikael; Mukarram, Abdul Kadir; Arnberg, Fabian; Lundberg, Johan; Daub, Carsten O.; Holmin, Staffan (2021). Micro-biopsy for detection of gene expression changes in ischemic swine myocardium : A pilot study. *PLOS ONE*, 16, e0250582-, ISI: 000662174400057
16. Chondrogiannis, Georgios; Khaliliazar, Shirin; Toldrà Filella, Anna; Reu, Pedro; Hamedi, Mahiar (2021). Nitrocellulose-bound achromopeptidase for point-of-care nucleic acid tests. *Scientific Reports*, 11, -, ISI: 000630510600002
17. Chung, Nguyen Xuan; Gatty, Hithesh Kumar; Lu, Xi; Zhang, Miao; Linnros, Jan (2021). Optimized electrochemical breakdown etching using temporal voltage variation for formation of nanopores in a silicon membrane. *Sensors and actuators. B, Chemical* 0925-4005, 331, -, ISI: 000618767400001
18. Costa, Diogo Ribeiro; Hedberg, Marcus; Middleburgh, Simon C.; Wallenius, Janne; Olsson, Pär; Lopes, Denise Adorno (2021). Oxidation of UN/U2N3-UO2 composites : an evaluation of UO(2) as an oxidation barrier for the nitride phases. *Journal of Nuclear Materials* 0022-3115, 544, -, ISI: 000608772500004
19. Demirci, Yunus; Yusuf, Aminu; Hamawandi, Bejan; Toprak, Muhammet; Ballikaya, Sedat (2021). The Effect of Crystal Mismatch on the Thermoelectric Performance Enhancement of Nano Cu₂Se. *FRONTIERS IN MATERIALS* 2296-8016, 7, -, ISI: 000612813700001
20. Dobryden, Illia; Yang, Z.; Claesson, Per M.; Pileni, M. P. (2021). Water Dispersive Suprastructures : An Organizational Impact on Nanomechanical Properties. *Advanced Materials Interfaces* 2196-7350, 8, -, ISI: 000598664500001
21. Edinger, Pierre; Takabayashi, Alain Yuji; Errando-Herranz, Carlos; Khan, Umar; Sattari, Hamed; Verheyen, Peter; Bogaerts, Wim; Quack, Niels; Gylfason, Kristinn (2021). Silicon photonic microelectromechanical phase shifters for scalable programmable photonics. *Optics Letters*, 46, 5671-5674, ISI: 000718386600038

22. Eklund, Anders J.; Dvornik, Mykola; Qejvanaj, Fatjon; Jiang, Sheng; Chung, Sunjae; Åkerman, Johan; Malm, Gunnar (2021). Impact of intragrain spin wave reflections on nanocontact spin torque oscillators. *Physical Review B* 2469-9950, 103, -, ISI: 000664429700009
23. Errando-Herranz, Carlos; Schöll, Eva; Picard, Raphael; Laini, Micaela; Gyger, Samuel; Elshaari, Ali W.; Branny, Artur; Wennberg, Ulrika; Barbat, Sebastien; Renaud, Thibaut; Sartison, Marc; Brotons-Gisbert, Mauro; Bonato, Cristian; Gerardot, Brian D.; Zwiller, Val; Jöns, Klaus D. (2021). Resonance Fluorescence from Waveguide-Coupled, Strain-Localized, Two-Dimensional Quantum Emitters. *ACS Photonics*, 8, 1069-1076, ISI: 000643600400016
24. Esmail Zadeh, Iman; Chang, J.; Los, Johannes W. N.; Gyger, Samuel; Elshaari, Ali W.; Steinhauer, Stephan; Dorenbos, Sander N.; Zwiller, Val (2021). Superconducting nanowire single-photon detectors : A perspective on evolution, state-of-the-art, future developments, and applications. *Applied Physics Letters* 0003-6951, 118, -, ISI: 000659149400001
25. Georgouvelas, Dimitrios; Nasser Abdelhamid, Hani; Li, Jing; Edlund, Ulrica; Mathew, Aji P. (2021). All-cellulose functional membranes for water treatment : Adsorption of metal ions and catalytic decolorization of dyes. *Carbohydrate Polymers* 0144-8617, 264, -, ISI: 000647406500001
26. Golod, Taras; Hovhannisyann, Razmik A.; Kapran, Olena M.; Dremov, Vyacheslav V.; Stolyarov, Vasily S.; Krasnov, Vladimir M. (2021). Reconfigurable Josephson Phase Shifter. *Nano Letters* 1530-6984, 21, 5240-5246, ISI: 000668003400045
27. Gowda, Krishne, V; Biler, Michal; Filippov, Andrei; Mantonico, Malisa, V; Ornithopoulou, Eirini; Linares, Mathieu; Antzutkin, Oleg N.; Lendel, Christofer (2021). Structural characterisation of amyloid-like fibrils formed by an amyloidogenic peptide segment of beta-lactoglobulin. *RSC Advances* 2046-2069, 11, 27868-27879, ISI: 000694655300013
28. Gowda, Krishne, V; Rydefalk, Cecilia; Söderberg, Daniel; Lundell, Fredrik (2021). Formation of colloidal threads in geometrically varying flow-focusing channels. *Physical Review Fluids*, 6, -, ISI: 000717535300002
29. Gyger, Samuel; Zichi, Julien; Schweickert, Lucas; Elshaari, Ali W.; Steinhauer, Stephan; da Silva, Saimon F. Covre; Rastelli, Armando; Zwiller, Val; Jöns, Klaus D.; Errando-Herranz, Carlos (2021). Reconfigurable photonics with on-chip single-photon detectors. *Nature Communications* 2041-1723, 12, -, ISI: 000626587500011
30. Ha Ryu, Jae; Kirch, Jeremy D.; Knipfer, Benjamin; Liu, Zerui; Turville-Heitz, Morgan; Earles, Tom; Marsland, Robert A.; Strömberg, Axel; Omanakuttan, Giriprasanth; Sun, Yan-Ting; Lourduoss, Sebastian; Botez, Dan; Mawst, Luke J. (2021). Beam stability of buried-heterostructure quantum cascade lasers employing HVPE regrowth. *Optics Express* 1094-4087, 29, 2819-2826, ISI: 000609227300183
31. Hamawandi, Bejan; Batili, Hazal; Paul, Moon; Ballikaya, Sedat; Kilic, Nuzhet Inci; Szukiewicz, Rafal; Kuchowicz, Maciej; Johnsson, Mats; Toprak, Muhammet (2021). Minute-Made, High-Efficiency Nanostructured Bi₂Te₃ via High-Throughput Green Solution Chemical Synthesis. *Nanomaterials*, 11, -, ISI: 000689999000001

32. Hammar, Mattias; Hallén, Anders; Lourdudoss, Sebastian (2021). Compound Semiconductors. *Physica status solidi. B, Basic research* 0370-1972, 258, -, ISI: 000617685200019
33. Hamperl, Jonas; Geus, Jan Fabian; Mølster, Kjell Martin; Zukauskas, Andrius; Dherbecourt, Jean-Baptiste; Pasiskevicius, Valdas; Nagy, Lukas; Pitz, Oliver; Fehrenbacher, David; Schaefer, Hanjo; Heinecke, Dirk; Strotkamp, Michael; Rapp, Stephan; Denk, Paul; Graf, Norbert; Dalin, Marine; Lebat, Vincent; Santagata, Rosa; Melkonian, Jean-Michel; Godard, Antoine; Raybaut, Myriam; Flamant, Cyrille (2021). High Energy Parametric Laser Source and Frequency-Comb-Based Wavelength Reference for CO₂ and Water Vapor DIAL in the 2 μm Region : Design and Pre-Development Experimentations. *Atmosphere* 2073-4433, 12, -, ISI: 000633310900001
34. He, Yunjuan; Li, Gen; Hwang, Ki-Hwan; Boluk, Yaman; Claesson, Per M. (2021). Nano-scale mechanical and wear properties of a corrosion protective coating reinforced by cellulose nanocrystals – Initiation of coating degradation. *Applied Surface Science* 0169-4332, 537, -, ISI: 000582798700069
35. Hoetger, Alexander; Klein, Julian; Barthelmi, Katja; Sigl, Lukas; Sigger, Florian; Manner, Wolfgang; Gyger, Samuel; Florian, Matthias; Lorke, Michael; Jahnke, Frank; Taniguchi, Takashi; Watanabe, Kenji; Jöns, Klaus D.; Wurstbauer, Ursula; Kastl, Christoph; Mueller, Kai; Finley, Jonathan J.; Holleitner, Alexander W. (2021). Gate-Switchable Arrays of Quantum Light Emitters in Contacted Monolayer MoS₂ van der Waals Heterodevices. *Nano letters (Print)* 1530-6984, 21, 1040-1046, ISI: 000614066800021
36. Horberg, Mikael; Champion, James; Oberhammer, Joachim; Hansryd, Jonas; Li, Yinggang (2021). A 110-170-GHz Non-Galvanic Interface for Integrating Silicon Micromachined Chips With Metallic Waveguide Systems. *IEEE transactions on microwave theory and techniques* 0018-9480, 69, 3667-3674, ISI: 000682168300009
37. Hovhannisyan, Razmik A.; Kapran, Olena M.; Golod, Taras; Krasnov, Vladimir M. (2021). Accurate Determination of the Josephson Critical Current by Lock-In Measurements. *Nanomaterials*, 11, -, ISI: 000690211200001
38. Hu, Qitao; Chen, Si; Solomon, Paul; Zhang, Zhen (2021). Ion sensing with single charge resolution using sub-10-nm electrical double layer-gated silicon nanowire transistors. *Science Advances*, 7, -, ISI: 000730595900013
39. Hu, Qitao; Chen, Si; Wang, Zhenqiang; Zhang, Zhen (2021). Improving Selectivity of Ion-Sensitive Membrane by Polyethylene Glycol Doping. *Sensors and actuators. B, Chemical* 0925-4005, 328, -, ISI: 000600964900004
40. Iqbal, Muhammad Naeem; Shen, Zhijian James; Bengtsson, Tore; Eriksson, Mirva (2021). Surface Effect of Nano-Roughened Ytria-Doped Zirconia on Salivary Protein Adhesion. *Materials* 1996-1944, 14, -, ISI: 000718658400001
41. Ishak, Mohd I.; Dobryden, Illia; Claesson, Per M.; Briscoe, Wuge H.; Su, Bo (2021). Friction at nanopillared polymer surfaces beyond Amontons' laws : Stick-slip amplitude coefficient (SSAC) and multiparametric nanotribological properties. *Journal of Colloid and Interface Science* 0021-9797, 583, 414-424, ISI: 000595500200014

42. Kalenyuk, Aleksey A.; Borodianskyi, Evgenii A.; Kordyuk, A. A.; Krasnov, Vladimir M. (2021). Influence of the Fermi surface geometry on the Josephson effect between iron-pnictide and conventional superconductors. *Physical Review B* 2469-9950, 103, -, ISI: 000661190200005
43. Kapran, O. M.; Golod, T.; Iovan, Adrian; Sidorenko, A. S.; Golubov, A. A.; Krasnov, V. M. (2021). Crossover between short- and long-range proximity effects in superconductor/ferromagnet/superconductor junctions with Ni-based ferromagnets. *Physical Review B* 2469-9950, 103, -, ISI: 000646411000004
44. Kapran, Olena M.; Morari, Roman; Golod, Taras; Borodianskyi, Evgenii A.; Boian, Vladimir; Prepelita, Andrei; Klenov, Nikolay; Sidorenko, Anatoli S.; Krasnov, Vladimir M. (2021). In situ transport characterization of magnetic states in Nb/Co superconductor/ferromagnet heterostructures. *Beilstein Journal of Nanotechnology* 2190-4286, 12, 913-923, ISI: 000686077600001
45. Kavand, Hanie; Nasiri, Rohollah; Herland, Anna (2021). Advanced Materials and Sensors for Microphysiological Systems: Focus on Electronic and Electro-optical Interfaces. *Advanced Materials* 0935-9648, 2107876-2107876, ISI:
46. Kemas, Aurino M.; Youhanna, Sonia; Shafagh, Reza Zandi; Lauschke, Volker M. (2021). Insulin-dependent glucose consumption dynamics in 3D primary human liver cultures measured by a sensitive and specific glucose sensor with nanoliter input volume. *The FASEB Journal* 0892-6638, 35, -, ISI: 000629576700052
47. Khaliliazar, Shirin; Toldrà, Anna; Chondrogiannis, Georgios; Hamed, Mahiar (2021). Electroanalytical Paper-Based Nucleic Acid Amplification Biosensors with Integrated Thread Electrodes. *Analytical Chemistry* 0003-2700, 93, 14187-14195, ISI: 000711718700022
48. Khaliliazar, Shirin; Öberg Månsson, Ingrid; Piper, Andrew; Ouyang, Liangqi; Reu, Pedro; Hamed, Mahiar (2021). Woven Electroanalytical Biosensor for Nucleic Acid Amplification Tests. *Advanced Healthcare Materials* 2192-2640, 10, 2100034-, ISI: 000645682300001
49. Kheirabadi, Sharieh Jamalzadeh; Behzadi, Fahimeh; Sanaee, Maryam (2021). The effect of edge passivation with different atoms on ZrSe₂ nanoribbons. *Sensors and Actuators A-Physical* 0924-4247, 317, -, ISI: 000609445700002
50. Kheirabadi, Sharieh Jamalzadeh; Ghayour, Rahim; Sanaee, Maryam; Jooj, Behnam (2021). Selective gas sensor based on bilayer armchair graphene nanoribbon. *Physica E, Low-Dimensional systems and nanostructures* 1386-9477, 129, -, ISI: 000633135300005
51. Klein, Julian; Sigl, Lukas; Gyger, Samuel; Barthelmi, Katja; Florian, Matthias; Rey, Sergio; Taniguchi, Takashi; Watanabe, Kenji; Jahnke, Frank; Kastl, Christoph; Zwiller, Val; Jöns, Klaus D.; Mueller, Kai; Wurstbauer, Ursula; Finley, Jonathan J.; Holleitner, Alexander W. (2021). Engineering the Luminescence and Generation of Individual Defect Emitters in Atomically Thin MoS₂. *ACS Photonics*, 8, 669-677, ISI: 000621063700034

52. Koppel, Miriam; Palm, Rasmus; Harmas, Riinu; Russina, Margarita; Matsubara, Nami; Månsson, Martin; Grzimek, Veronika; Paalo, Maarja; Aruvali, Jaan; Romann, Tavo; Oll, Ove; Lust, Enn (2021). In situ observation of pressure modulated reversible structural changes in the graphitic domains of carbide-derived carbons. *Carbon* 0008-6223, 174, 190-200, ISI: 000619304100019
53. Kores, Cristine C.; Canalias, Carlota; Laurell, Fredrik (2021). Quasi-phase matching waveguides on lithium niobate and KTP for nonlinear frequency conversion : A comparison. *APL PHOTONICS* 2378-0967, 6, 91102-, ISI: 000729341900001
54. Krasnov, Mikhail M.; Novikova, Natalia D.; Cattaneo, Roger; Kalenyuk, Alexey A.; Krasnov, Vladimir M. (2021). Design aspects of $\text{Bi}_2\text{Sr}_2\text{CaCu}_2\text{O}_{8+x}$ THz sources : optimization of thermal and radiative properties. *Beilstein Journal of Nanotechnology* 2190-4286, 12, 1392-1403, ISI: 000734317900001
55. Kumar, Santosh; Fei, Ye; Mazinani, Babak; Dobretsov, Sergey; Dutta, Joydeep (2021). Chitosan Nanocomposite Coatings Containing Chemically Resistant ZnO-SnO_x Core-shell Nanoparticles for Photocatalytic Antifouling. *International Journal of Molecular Sciences* 1661-6596, 22, -, ISI: 000650343200001
56. Köck, Philip J. B.; Barrett, Laura T. (2021). Particle dynamics simulations of a proposed charged particle phase plate for transmission electron microscopy. *Ultramicroscopy* 0304-3991, 222, -, ISI: 000620077200008
57. Kördel, Mikael; Svenda, Martin; Reddy, Hemanth K. N.; Fogelqvist, Emelie; Arsana, Komang G.Y.; Hamawandi, Bejan; Toprak, Muhammet; Hertz, Hans; Sellberg, Jonas A. (2021). Quantitative conversion of biomass in giant DNA virus infection. *Scientific Reports*, 11, -, ISI: 000626138700020
58. Last, Torben; Stemme, Göran; Roxhed, Niclas (2021). 3D-Printing Enables Fabrication of Swirl Nozzles for Fast Aerosolization of Water-Based Drugs. *Journal of microelectromechanical systems* 1057-7157, 30, 181-183, ISI: 000638400700002
59. Li, Feng; Yuan, Yanqi; Feng, Xiaoqian; Liu, Jing; Chen, Sheng; Lin, Yue; Sun, Yanting; Chen, Han; Zhao, Liping; Song, Xuefeng; Zhang, Peng; Gao, Lian (2021). Coating of Phosphide Catalysts on p-Silicon by a Necking Strategy for Improved Photoelectrochemical Characteristics in Alkaline Media. *ACS Applied Materials and Interfaces* 1944-8244, 13, 20185-20193, ISI: 000648552500060
60. Li, Gen; Varga, Imre; Kardos, Attila; Dobryden, Illia; Claesson, Per M. (2021). Temperature-Dependent Nanomechanical Properties of Adsorbed Poly-NIPAm Microgel Particles Immersed in Water. *Langmuir* 0743-7463, 37, 1902-1912, ISI: 000618892400026
61. Li, Gen; Varga, Imre; Kardos, Attila; Dobryden, Illia; Claesson, Per M. (2021). Nanoscale Mechanical Properties of Core-Shell-like Poly-NIPAm Microgel Particles : Effect of Temperature and Cross-Linking Density. *Journal of Physical Chemistry B* 1520-6106, 125, 9860-9869, ISI: 000693398300021

62. Lin, Z.; Schweickert, Lucas; Gyger, Samuel; Jons, Anders; Zwiller, Val (2021). Efficient and versatile toolbox for analysis of time-tagged measurements. *Journal of Instrumentation* 1748-0221, 16, -, ISI: 000696891900002
63. Lindberg, Robert; Liu, Xiao; Zukauskas, Andrius; Ramachandran, Siddharth; Pasiskevicius, Valdas (2021). Simultaneous nonlinear wavelength and mode conversion for high-brightness blue sources. *Journal of the Optical Society of America. B, Optical physics* 0740-3224, 38, 3491-3498, ISI: 000713724400035
64. Ma, Le Anh; Palm, Rasmus; Nocerino, Elisabetta; Forslund, Ola Kenji; Matsubara, Nami; Cottrell, Stephen; Yokoyama, Koji; Koda, Akihiro; Sugiyama, Jun; Sassa, Yasmine; Månsson, Martin; Younesi, Reza (2021). Na-ion mobility in P2-type Na_{0.5}MgxNi_{0.17-x}Mn_{0.83}O₂ (0 ≤ x ≤ 0.07) from electrochemical and muon spin relaxation studies. *Physical Chemistry, Chemical Physics - PCCP* 1463-9076, 23, 24478-24486, ISI: 000711105100001
65. Maier, Stefan; Gaultois, Michael W.; Matsubara, Nami; Surta, Wesley; Damay, Françoise; Hebert, Sylvie; Hardy, Vincent; Berthebaud, David; Gascoin, Franck (2021). Sb-5s lone pair dynamics and collinear magnetic ordering in Ba₂FeSbSe₅. *Physical Review B* 2469-9950, 103, -, ISI: 000621592400001
66. Malik, R. S.; Delczeg-Czirjak, E. K.; Knut, R.; Thonig, D.; Vaskivskiy, I; Phuyal, Dibya; Gupta, R.; Jana, S.; Stefanuik, R.; Kvashnin, Y. O.; Husain, S.; Kumar, A.; Svedlindh, P.; Söderström, J.; Eriksson, O.; Karis, O. (2021). Ultrafast magnetization dynamics in the half-metallic Heusler alloy Co₂FeAl. *Physical Review B* 2469-9950, 104, -, ISI: 000696023400005
67. Marcinkevicius, Saulius; Yapparov, Rinat; Chow, Yi Chao; Lynsky, Cheyenne; Nakamura, Shuji; DenBaars, Steven P.; Speck, James S. (2021). High internal quantum efficiency of long wavelength InGaN quantum wells. *Applied Physics Letters* 0003-6951, 119, -, ISI: 000685871700010
68. Matthiesen, Isabelle; Voulgaris, Dimitrios; Nikolakopoulou, Polyxeni; Winkler, Thomas; Herland, Anna (2021). Continuous Monitoring Reveals Protective Effects of N-Acetylcysteine Amide on an Isogenic Microphysiological Model of the Neurovascular Unit. *Small* 1613-6810, 17, 2101785-2101785, ISI:
69. Mukherjee, Soham; Phuyal, Dibya; Segre, Carlo U.; Das, Shyamashis; Karis, Olof; Edvinsson, Tomas; Rensmo, Hakan (2021). Structure and Electronic Effects from Mn and Nb Co-doping for Low Band Gap BaTiO₃ Ferroelectrics. *The Journal of Physical Chemistry C* 1932-7447, 125, 14910-14923, ISI: 000674871100044
70. Oguzlu, Hale; Dobryden, Illia; Liu, Xiaoyan; Bhaduri, Swayamdipta; Claesson, Per M.; Boluk, Yaman (2021). Polymer Induced Gelation of Aqueous Suspensions of Cellulose Nanocrystals. *Langmuir* 0743-7463, 37, 3015-3024, ISI: 000636732300002
71. Ouyang, Liangqi; Buchmann, Sebastian; Benselfelt, Tobias; Musumeci, Chiara; Wang, Zhen; Khaliliazar, Shirin; Tian, Weiqian; Li, Hailong; Herland, Anna; Hamed, Mahiar (2021). Rapid prototyping of heterostructured organic microelectronics using wax printing, filtration, and transfer. *Journal of Materials Chemistry C* 2050-7526, 9, 14596-14605, ISI: 000698441100001

72. Oztan, Cagri Y.; Hamawandi, Bejan; Zhou, Yiqun; Ballikaya, Sedat; Toprak, Muhammet; Leblanc, Roger M.; Coverstone, Victoria; Celik, Emrah (2021). Thermoelectric performance of Cu₂Se doped with rapidly synthesized gel-like carbon dots. *Journal of Alloys and Compounds* 0925-8388, 864, -, ISI: 000624942300002
73. Panagiotis Tasiopoulos, Christos; Gustafsson, Linnea; van der Wijngaart, Wouter; Hedhammar, My (2021). Fibrillar Nanomembranes of Recombinant Spider Silk Protein Support Cell Co-culture in an In Vitro Blood Vessel Wall Model. *ACS Biomaterials Science & Engineering*, 7, 3332-3339, ISI: 000674162000040
74. Phuyal, Dibya; Mukherjee, Soham; Panda, Swarup K; Man, Gabriel J; Simonov, Konstantin; Simonelli, Laura; Butorin, Sergei M; Rensmo, Håkan; Karis, Olof (2021). Nonlocal Interactions in the Double Perovskite Sr₂FeMoO₆ from Core-Level X-ray Spectroscopy. *The Journal of Physical Chemistry C* 1932-7447, 125, 11249-11256, ISI: 000657357100045
75. Polishchuk, Dmytr; Nakonechna, O. I.; Lytvynenko, Ya. M.; Kuncser, V.; Savina, Yu. O.; Pashchenko, V. O.; Kravets, A. F.; Tovstolytkin, A. I.; Korenivski, Vladislav (2021). Temperature and thickness dependent magnetostatic properties of [Fe/Py]/FeMn/Py multilayers. *Low temperature physics (Woodbury, N.Y., Print)* 1063-777X, 47, 483-487, ISI: 000668635100008
76. Polishchuk, Dmytr; Polek, T. , I; Borynskyi, V. Yu; Kravets, A. F.; Tovstolytkin, A. , I; Korenivski, Vladislav (2021). Isotropic FMR frequency enhancement in thin Py/FeMn bilayers under strong magnetic proximity effect. *Journal of Physics D: Applied Physics* 0022-3727, 54, -, ISI: 000655362000001
77. Polishchuk, Dmytro; Tykhonenko-Polishchuk, Yuliya; Lytvynenko, Ya M.; Rostas, A. M.; Gomonay, O. , V; Korenivski, Vladislav (2021). Thermal Gating of Magnon Exchange in Magnetic Multilayers with Antiferromagnetic Spacers. *Physical Review Letters* 0031-9007, 126, -, ISI: 000661896800018
78. Prencipe, Alessandro; Baghban, Mohammad Amin; Gallo, Katia (2021). Tunable Ultranarrowband Grating Filters in Thin-Film Lithium Niobate. *ACS Photonics*, 8, 2923-2930, ISI: 000710954200014
79. Przewoźka, Aleksandra; Smirnov, Serguei; Nefedova, Irina; Krajewska, Aleksandra; Nefedov, Igor S.; Demchenko, Petr S.; Zykov, Dmitry V.; Chebotarev, Valentin S.; But, Dmytro B.; Stelmaszczyk, Kamil; Dub, Maksym; Zasada, Dariusz; Lisauskas, Alvydas; Oberhammer, Joachim; Khodzitsky, Mikhail K.; Knap, Wojciech; Lioubtchenko, Dmitri (2021). Characterization of Silver Nanowire Layers in the Terahertz Frequency Range. *Materials* 1996-1944, 14, 7399-, ISI: 000735633800001
80. Quellmalz, Arne; Wang, Xiaojing; Sawallich, Simon; Uzlu, Burkay; Otto, Martin; Wagner, Stefan; Wang, Zhenxing; Prechtel, Maximilian; Hartwig, Oliver; Luo, Siwei; Duesberg, Georg S.; Lemme, Max C.; Gylfason, Kristinn; Roxhed, Niclas; Stemme, Göran; Niklaus, Frank (2021). Large-area integration of two-dimensional materials and their heterostructures by wafer bonding. *Nature Communications* 2041-1723, 12, -, ISI: 000620139600018
81. Raji, Mahdieh; Mirbagheri, Seyed Ahmed; Fei, Ye; Dutta, Joydeep (2021). Nano zero-valent iron on activated carbon cloth support as Fenton-like catalyst for efficient color

- and COD removal from melanoidin wastewater. *Chemosphere* 0045-6535, 263, -, ISI: 000595802200086
82. Ramos Santesmases, David; Delmas, Marie; Ivanov, Ruslan; Höglund, Linda; Costard, Eric; Hellström, Per-Erik; Malm, B. Gunnar (2021). 1/f Noise and Dark Current Correlation in Midwave InAs/GaSb Type-II Superlattice IR Detectors. *Physica Status Solidi (a) applications and materials science* 1862-6300, 218, 2000557-, ISI: 000578553300001
 83. Reddy, Akepati Bhaskar; Munavirov, Bulat; Pilkington, Georgia; Salmeron, Gabriel Calderon; Rutland, Mark W.; Glavatskih, Sergei (2021). Micro- to Nano- and from Surface to Bulk : Influence of Halogen-Free Ionic Liquid Architecture and Dissociation on Green Oil Lubricity. *ACS SUSTAINABLE CHEMISTRY & ENGINEERING* 2168-0485, 9, 13606-13617, ISI: 000708391800021
 84. Rehman, Adil; Smirnov, Serguei; Krajewska, Aleksandra; But, Dmytro B.; Liszewska, Malwina; Bartosewicz, Bartosz; Pavlov, Krystian; Cywiński, Grzegorz; Lioubtchenko, Dmitri; Knap, Wojciech; Romyantsev, Sergey L. (2021). Effect of ultraviolet light on 1/f noise in carbon nanotube networks. *Materials research bulletin* 0025-5408, 134, -, ISI: 000600378400013
 85. Rodriguez, S.; Rocha, J.; Fernandes, M.; Ravishankar, Ajith Padyana; Steinbrueck, N.; Cruz, R.; Bacelar, E.; Kickelbick, G.; Anand, Srinivasan; Crespi, A. L.; Casal, S.; de Zea Bermudez, V (2021). The Surfaces of the *Ceratonia siliqua* L. (Carob) Leaflet : Insights from Physics and Chemistry. *Langmuir* 0743-7463, 37, 2011-2028, ISI: 000620929600001
 86. Sahu, Siddharth Sourabh; Cavallaro, Sara; Haag, Petra; Nagy, Abel; Eriksson Karlström, Amelie; Lewensohn, Rolf; Viktorsson, Kristina; Linnros, Jan; Dev, Apurba (2021). Exploiting Electrostatic Interaction for Highly Sensitive Detection of Tumor-Derived Extracellular Vesicles by an Electrokinetic Sensor. *ACS Applied Materials and Interfaces* 1944-8244, 13, 42513-42521, ISI: 000697282300016
 87. Saladino, Giovanni Marco; Hamawandi, Bejan; Demir, Mehmet Ali; Yazgan, Idris; Toprak, Muhammet (2021). A versatile strategy to synthesize sugar ligand coated superparamagnetic iron oxide nanoparticles and investigation of their antibacterial activity. *Colloids and Surfaces A: Physicochemical and Engineering Aspects* 0927-7757, 613, -, ISI: 000620191700008
 88. Saladino, Giovanni; Kilic, Nüzhet Inci; Brodin, Bertha; Hamawandi, Bejan; Yazgan, Idris; Hertz, Hans; Toprak, Muhammet (2021). Carbon Quantum Dots Conjugated Rhodium Nanoparticles as Hybrid Multimodal Contrast Agents. *Nanomaterials*, 11, -, ISI: 000701522300001
 89. Saladino, Giovanni; Vogt, Carmen; Li, Yuyang; Shaker, Kian; Brodin, Bertha; Svenda, Martin; Hertz, Hans; Toprak, Muhammet (2021). Optical and X-ray Fluorescent Nanoparticles for Dual Mode Bioimaging. *ACS Nano* 1936-0851, 15, 5077-5085, ISI: 000634569100116
 90. Samanta, Archana; Chen, Hui; Samanta, Pratick; Popov, Sergei; Sychugov, Ilya; Berglund, Lars (2021). Reversible dual-stimuli responsive chromic transparent wood

- bio-composites for smart window applications. ACS Applied Materials and Interfaces 1944-8244, 13, 3270-3277, ISI: 000612551400107
91. Shiino, Takayuki; Denoel, Fernand; Gebresenbut, Girma Hailu; Joshi, Deep Chandra; Huang, Yu-Chin; Gómez, Cesar Pay; Häussermann, Ulrich; Rydh, Andreas; Mathieu, Roland (2021). Singular magnetic dilution behavior in a quasicrystal approximant. Physical Review B 2469-9950, 104, -, ISI: 000744217400003
 92. Shiino, Takayuki; Hailu Gebresenbut, Girma; Denoel, Fernand; Mathieu, Roland; Häussermann, Ulrich; Rydh, Andreas (2021). Superconductivity at 1 K in Y-Au-Si quasicrystal approximants. Physical Review B 2469-9950, 103, -, ISI: 000620345300005
 93. Sidorova, M.; Semenov, A. D.; Huebers, H-W; Gyger, Samuel; Steinhauer, Stephan; Zhang, X.; Schilling, A. (2021). Magnetoconductance and photoresponse properties of disordered NbTiN films. Physical Review B 2469-9950, 104, -, ISI: 000730130800002
 94. Singha, Shuvra; Gowda, Krishne, V; Hedenqvist, Mikael S. (2021). Plant Cuticle-Inspired Polyesters as Promising Green and Sustainable Polymer Materials. ACS APPLIED POLYMER MATERIALS 2637-6105, 3, 4088-4100, ISI: 000685899900040
 95. Soubelet, Pedro; Klein, Julian; Wierzbowski, Jakob; Silvioli, Riccardo; Sigger, Florian; Stier, Andreas V.; Gallo, Katia; Finley, Jonathan J. (2021). Charged Exciton Kinetics in Monolayer MoSe₂ near Ferroelectric Domain Walls in Periodically Poled LiNbO₃. Nano Letters 1530-6984, 21, 959-966, ISI: 000614066800010
 96. Stamm, Arne; Ohlin, Johannes; Mosbech, Caroline; Olsen, Peter; Guo, Boyang; Söderberg, Elisabeth; Biundo, Antonino; Fogelström, Linda; Bhattacharyya, Shubhankar; Bornscheuer, Uwe T.; Malmström, Eva; Syrén, Per-Olof (2021). Pinene-Based Oxidative Synthetic Toolbox for Scalable Polyester Synthesis. JACS AU 2691-3704, 1, 1949-1960, ISI: 000730355700014
 97. Steinhauer, Stephan; Gyger, Samuel; Zwiller, Val (2021). Progress on large-scale superconducting nanowire single-photon detectors. Applied Physics Letters 0003-6951, 118, -, ISI: 000627444500001
 98. Strömberg, Axel; Bhargava, Prakhar; Xu, Zhehan; Lourdudoss, Sebastian; Sun, Yan-Ting (2021). Direct Heteroepitaxy and Selective Area Growth of GaP and GaAs on Si by Hydride Vapor Phase Epitaxy. Physica Status Solidi (a) applications and materials science 1862-6300, 218, -, ISI: 000583315700001
 99. Södergren, Simon; Svensson, Karolina; Hjort, Klas (2021). Microfluidic active pressure and flow stabiliser. Scientific Reports, 11, -, ISI: 000720520100014
 100. Takabayashi, Alain Y.; Sattari, Hamed; Edinger, Pierre; Verheyen, Peter; Gylfason, Kristinn; Bogaerts, Wim; Quack, Niels (2021). Broadband Compact Single-Pole Double-Throw Silicon Photonic MEMS Switch. Journal of microelectromechanical systems 1057-7157, 30, 322-329, ISI: 000638400700018
 101. Thorén, Per-Anders; Borgani, Riccardo; Forchheimer, Daniel; Haviland, David B. (2021). High-Velocity Shear and Soft Friction at the Nanometer Scale. FRONTIERS IN MECHANICAL ENGINEERING-SWITZERLAND 2297-3079, 7, -, ISI: 000731003400001

102. Tian, Wenlong; Cirmi, Giovanni; Olgun, Halil T.; Mutter, Patrick; Canalias, Carlota; Zukauskas, Andrius; Wang, Lu; Kueny, Elias; Ahr, Frederike; Calendron, Anne-Laure; Reichert, Fabian; Hasse, Kore; Hua, Yi; Schimpf, Damian N.; Cankaya, Huseyin; Pergament, Mikhail; Hemmer, Michael; Matlis, Nicholas; Pasiskevicius, Valdas; Laurell, Fredrik; Kaertner, Franz X. (2021). μ J-level multi-cycle terahertz generation in a periodically poled Rb:KTP crystal. *Optics Letters* 0146-9592, 46, 741-744, ISI: 000618473600011
103. Urushihara, Daisuke; Asaka, Toru; Fukuda, Koichiro; Nakayama, Masanobu; Nakahira, Yuki; Moriyoshi, Chikako; Kuroiwa, Yoshihiro; Forslund, Ola Kenji; Matsubara, Nami; Månsson, Martin; Papadopoulos, Konstantinos; Sassa, Yasmine; Ohishi, Kazuki; Sugiyama, Jun; Matsushita, Yoshitaka; Sakurai, Hiroya (2021). Structural Transition with a Sharp Change in the Electrical Resistivity and Spin-Orbit Mott Insulating State in a Rhenium Oxide, Sr₃Re₂O₉. *Inorganic Chemistry* 0020-1669, 60, 508-515, ISI: 000643574200001
104. Vennberg, Felix; Ravishankar, Ajith Padyana; Anand, Srinivasan (2021). Polarization dependent structural colors from tilted metallo-dielectric nanopillars. *Materials Research Express* 2053-1591, 8, -, ISI: 000646036300001
105. Verron, Quentin; Forslund, Elin; Brandt, Ludwig; Leino, Mattias; Frisk, Thomas; Olofsson, Per E.; Önfelt, Björn (2021). NK cells integrate signals over large areas when building immune synapses but require local stimuli for degranulation. *Science Signaling* 1945-0877, 14, -, ISI: 000655564800002
106. Versteegh, Marijn A. M.; Steinhauer, Stephan; Bajo, Josip; Lettner, Thomas; Soro, Ariadna; Romanova, Alena; Gyger, Samuel; Schweickert, Lucas; Mysyrowicz, Andre; Zwiller, Val (2021). Giant Rydberg excitons in Cu₂O probed by photoluminescence excitation spectroscopy. *Physical Review B* 2469-9950, 104, -, ISI: 000734363400005
107. Wang, Chengru; Wu, Han; Zhu, Hong; Sun, Yan-Ting; Xie, Chaoying (2021). The effects of impurities on the generalized stacking fault energy of InP by first-principles calculation. *Materials letters (General ed.)* 0167-577X, 287, -, ISI: 000615985600022
108. Wang, Wujun; Fei, Ye; Mu, Wangzhong; Dutta, Joydeep; Laumert, Björn (2021). A New High-Temperature Durable Absorber Material Solution through a Spinel-Type High Solar Absorptivity Coating on Ti₂AlC MAX Phase Material. *ACS Applied Materials and Interfaces* 1944-8244, 13, 45008-45017, ISI: 000700877100114
109. Wang, Wujun; Mu, Wangzhong; Fei, Ye; Trevisan, Silvia; Dutta, Joydeep; Laumert, Björn (2021). Solar selective reflector materials: Another option for enhancing the efficiency of the high-temperature solar receivers/reactors. *Solar Energy Materials and Solar Cells* 0927-0248, 224, -, ISI: 000684447300007
110. Wang, Yuchen; Pelgrin, Vincent; Gyger, Samuel; Uddin, Gius Md; Bai, Xueyin; Lafforgue, Christian; Vivien, Laurent; Joens, Klaus D.; Cassan, Eric; Sun, Zhipei (2021). Enhancing Si₃N₄ Waveguide Nonlinearity with Heterogeneous Integration of Few-Layer WS₂. *ACS Photonics*, 8, 2713-2721, ISI: 000697319600020
111. Winkler, Thomas; Herland, Anna (2021). Sorption of Neuropsychopharmaca in Microfluidic Materials for In Vitro Studies. *ACS Applied Materials and Interfaces* 1944-8244, 13, 45161-45174, ISI: 000703995900005

112. Wojas, Natalia; Dobryden, Illia; Wallqvist, Viveca; Swerin, Agne; Jarn, Mikael; Schoelkopf, Joachim; Gane, Patrick A. C.; Claesson, Per M. (2021). Nanoscale Wear and Mechanical Properties of Calcite : Effects of Stearic Acid Modification and Water Vapor. *Langmuir* 0743-7463, 37, 9826-9837, ISI: 000687082000020
113. Xia, Zhenyuan; Mishukova, Viktoriia; Sollami Delekta, Szymon; Sun, Jinhua; Sanchez, Jaime S.; Li, Jiantong; Palermo, Vincenzo (2021). Selective deposition of metal oxide nanoflakes on graphene electrodes to obtain high-performance asymmetric micro-supercapacitors. *Nanoscale* 2040-3364, 13, 3285-3294, ISI: 000617768200055
114. Xinghai, Zhao; Shah, Umer; Glubokov, Oleksandr; Oberhammer, Joachim (2021). Micromachined Subterahertz Waveguide-Integrated Phase Shifter Utilizing Supermode Propagation. *IEEE transactions on microwave theory and techniques* 0018-9480, 69, 3219-3227, ISI: 000670583000005
115. Xu, Xingxing; Yu, Yingtao; Hu, Qitao; Chen, Si; Nyholm, Leif; Zhang, Zhen (2021). Redox Buffering Effects in Potentiometric Detection of DNA Using Thiol-modified Gold Electrodes. *ACS Sensors*, 6, 2546-2552, ISI: 000677583700007
116. Yang, Lily; Steinhauer, Stephan; Strambini, Elia; Lettner, Thomas; Schweickert, Lucas; Versteegh, Marijn A. M.; Zannier, Valentina; Sorba, Lucia; Solenov, Dmitry; Giazotto, Francesco (2021). Proximitized Josephson junctions in highly-doped InAs nanowires robust to optical illumination. *Nanotechnology* 0957-4484, 32, -, ISI: 000592334100001
117. Yasuga, Hiroki; Iseri, Emre; Wei, Xi; Kaya, Kerem; Di Dio, Giacomo; Osaki, Toshihisa; Kamiya, Koki; Nikolakopoulou, Polyxeni; Buchmann, Sebastian; Sundin, Johan; Bagheri, Shervin; Takeuchi, Shoji; Herland, Anna; Miki, Norihisa; van der Wijngaart, Wouter (2021). Fluid interfacial energy drives the emergence of three-dimensional periodic structures in micropillar scaffolds. *Nature Physics* 1745-2473, , -, ISI: 000631498200002
118. Yu, T.; Wang, Y.; Jiang, K.; Zhai, G.; Ke, C.; Zhang, J.; Li, Jiantong; Tranca, D.; Kymakis, E.; Zhuang, X. (2021). Catechol-Coordinated Framework Film-based Micro-Supercapacitors with AC Line Filtering Performance. *Chemistry - A European Journal* 0947-6539, 27, 6340-6347, ISI: 000625405200001
119. Yu, Yingtao; Chen, Si; Hu, Qitao; Solomon, Paul; Zhang, Zhen (2021). Ultra-Low Noise Schottky Junction Tri-Gate Silicon Nanowire FET on Bonded Silicon-on Insulator Substrate. *IEEE Electron Device Letters* 0741-3106, 42, 469-472, ISI: 000633394000004
120. Yusuf, Aminu; Bayhan, Nevra; Tiryaki, Hasan; Hamawandi, Bejan; Toprak, Muhammet; Ballikaya, Sedat (2021). Multi-objective optimization of concentrated Photovoltaic-Thermoelectric hybrid system via non-dominated sorting genetic algorithm (NSGA II). *Energy Conversion and Management* 0196-8904, 236, -, ISI: 000647766600005
121. Zeuner, Katharina; Jöns, Klaus D.; Schweickert, Lucas; Reuterskiöld-Hedlund, Carl; Nunez Lobato, Carlos; Lettner, Thomas; Wang, Kai; Gyger, Samuel; Schöll, Eva; Steinhauer, Stephan; Hammar, Mattias; Zwiller, Val (2021). On-Demand Generation of Entangled Photon Pairs in the Telecom C-Band with InAs Quantum Dots. *ACS Photonics*, 8, 2337-2344, ISI: 000687190500019

122. Zhang, Xingyan; Dutta, Joydeep (2021). X-Fe (X = Mn, Co, Cu) Prussian Blue Analogue-Modified Carbon Cloth Electrodes for Capacitive Deionization. *ACS Applied Energy Materials*, 4, 8275-8284, ISI: 000688250200088
123. Zhao, Weijie; Göthelid, Mats; Hosseinpour, Saman; Johansson, Malin B.; Li, Gen; Leygraf, Christopher; Johnson, C. Magnus (2021). The nature of self-assembled octadecylphosphonic acid (ODPA) layers on copper substrates. *Journal of Colloid and Interface Science* 0021-9797, 581, 816-825, ISI: 000604318400020
124. Zhou, Jingjian; Huang, Jing; Chen, Huai; Samanta, Archana; Linnros, Jan; Yang, Zhenyu; Sychugov, Ilya (2021). Low-Cost Synthesis of Silicon Quantum Dots with Near-Unity Internal Quantum Efficiency. *Journal of Physical Chemistry Letters* 1948-7185, 12, 8909-8916, ISI: 000702017200001

Myfab KTH Myfab Doctoral Theses

1. Akan, Rabia (2021) Metal-assisted chemical etching for nanofabrication of hard X-ray zone plates
2. Campion, James (2021) Exploiting the Terahertz Spectrum with Silicon Micromachining : Waveguide Components, Systems and Metrology
3. Cavallaro, Sara (2021) Development of Techniques for Characterization, Detection and Protein Profiling of Extracellular Vesicles
4. Gustafsson, Linnea (2021) Spider Silk Nanostructuring and its Applications for Tissue Engineering
5. Hamawandi, Bejan (2021) Design, Synthesis and Characterization of Nanostructured Thermoelectric Materials
6. Hu, Qitao (2021) Silicon Nanowire Based Electronic Devices for Sensing Applications
7. Khaliliazar, Shirin (2021) Textile and Paper Microfluidic Platforms for Electroanalytical Nucleic Acid Testing
8. Lettner, Thomas (2021) Bright and strain-tunable semiconductor quantum dot devices
9. Smirnov, Serguei (2021) Tunable Nanomaterials and their Applications for Terahertz Devices : Carbon Nanotubes and Silver Nanowires
10. Zurauskaite, Laura (2021) Ge/high-k Gates for Monolithic 3D Integration
11. Zhao, Xinghai (2021) Advanced MEMS Technology for Terahertz Frequencies
12. Calil Kores, Christine (2021) Waveguide structures for efficient nonlinear optical conversion and feed-back laser resonators

Myfab Lund Peer Reviewed Journal and Conference Papers

1. Stenqvist T, Hektor J, Bylund S, Moberg R, Edwards MOM, Hall SA, Näslund LÅ. 2021. 3D X-Ray Diffraction Characterization of Grain Growth and Recrystallization in Rolled Braze Clad Aluminum Sheet. *Advanced Engineering Materials*. 23(11):Article 2100126. <https://doi.org/10.1002/adem.202100126>
2. Benazzi E, Karlsson J, Ben M'Barek Y, Chabera P, Blanchard S, Alves S, Proust A, Pullerits T, Izzet G, Gibson EA. 2021. Acid-triggering of light-induced charge-separation in hybrid organic/inorganic molecular photoactive dyads for harnessing solar energy. *Inorganic Chemistry Frontiers*. 8(6):1610-1618. <https://doi.org/10.1039/d0qi01368d>
3. Dan M, Wu F, Xiang J, Cao Y, Zhong Y, Zheng K, Liu Y, Liu ZQ, Yu S, Zhou Y. 2021. A dual-interfacial system with well-defined spatially separated redox-sites for boosting photocatalytic overall H₂S splitting. *Chemical Engineering Journal*. 423:Article 130201. <https://doi.org/10.1016/j.cej.2021.130201>
4. Sivakumar S, Persson AR, Metaferia W, Heurlin M, Wallenberg R, Samuelson L, Deppert K, Johansson J, Magnusson MH. 2021. Aerotaxy: gas-phase epitaxy of quasi 1D nanostructures. *Nanotechnology*. 32(2):25605. <https://doi.org/10.1088/1361-6528/abbc23>
5. Samuelsson P, Snellman M, Magnusson MH, Deppert K, Aldén M, Li Z. 2021. Airborne Gold Nanoparticle Detection Using Photoluminescence Excited with a Continuous Wave Laser. *Applied Spectroscopy*. 75(11):1402-1409. <https://doi.org/10.1177/00037028211042021>
6. Paulus A, Engdahl A, Yang Y, Boza Serrano A, Bachiller S, Torres-Garcia L, Svanbergsson A, Garcia M, Keppler Gouras G, Li J-Y, Deierborg T, Klementieva O. 2021. Amyloid Structural Changes Studied by Infrared Microspectroscopy in Bigenic Cellular Models of Alzheimer's Disease. *International Journal of Molecular Sciences*. 22(7):Article 3430. <https://doi.org/10.3390/ijms22073430>
7. Pal A, Kamal MA, Zinn T, Dhont JKG, Schurtenberger P. 2021. Anisotropic dynamics of magnetic colloidal cubes studied by X-ray photon correlation spectroscopy. *Physical Review Materials*. 5(3):Article 035603. <https://doi.org/10.1103/PhysRevMaterials.5.035603>
8. Boix V, Struzzi C, Gallo T, Johansson N, D'Acunto G, Yong Z, Zakharov A, Li Z, Schnadt J, Mikkelsen A, Knudsen J. 2021. Area-selective Electron-beam induced deposition of Amorphous-BN_x on graphene. *Applied Surface Science*. 557:Article 149806. <https://doi.org/10.1016/j.apsusc.2021.149806>
9. Kiligaridis A, Frantsuzov PA, Yangui A, Seth S, Li J, An Q, Vaynzof Y, Scheblykin IG. 2021. Are Shockley-Read-Hall and ABC models valid for lead halide perovskites?. *Nature Communications*. 12:Article 3329. <https://doi.org/10.1038/s41467-021-23275-w>
10. Mannila ET, Samuelsson P, Simbierowicz S, Peltonen JT, Vesterinen V, Grönberg L, Hassel J, Maisi VF, Pekola JP. 2021. A superconductor free of quasiparticles for seconds. *Nature Physics*. <https://doi.org/10.1038/s41567-021-01433-7>

11. Yu S, Abdellah M, Pullerits T, Zheng K, Liang Z. 2021. Asymmetric Spacer in Dion–Jacobson Halide Perovskites Induces Staggered Alignment to Direct Out-of-Plane Carrier Transport and Enhance Ambient Stability Simultaneously. *Advanced Functional Materials*. 31(46):Article 2104342. <https://doi.org/10.1002/adfm.202104342>
12. Meng J, Lan Z, Castelli IE, Zheng K. 2021. Atomic-Scale Observation of Oxygen Vacancy-Induced Step Reconstruction in WO_3 . *Journal of Physical Chemistry C*. 125(15):8456–8460. <https://doi.org/10.1021/acs.jpcc.1c01577>
13. Dan M, Xiang J, Yang J, Wu F, Han C, Zhong Y, Zheng K, Yu S, Zhou Y. 2021. Beyond hydrogen production: Solar-driven H_2S -donating value-added chemical production over $\text{Mn}_x\text{Cd}_{1-x}\text{S}/\text{Cd}_y\text{Mn}_{1-y}\text{S}$ catalyst. *Applied Catalysis B: Environmental*. 284:Article 119706. <https://doi.org/10.1016/j.apcatb.2020.119706>
14. Naidjonoka P, Fornasier M, Pålsson D, Rudolph G, Al-Rudainy B, Murgia S, Nylander T. 2021. Bicontinuous cubic liquid crystalline phase nanoparticles stabilized by softwood hemicellulose. *Colloids and Surfaces B: Biointerfaces*. 203:Article 111753. <https://doi.org/10.1016/j.colsurfb.2021.111753>
15. Kraus AM, Essig JY, Gren L, Vogts C, Assarsson E, Dierschke K, Nielsen J, Strandberg B, Pagels J, Broberg K, Lindh CH, Gudmundsson A, Wierzbicka A. 2021. Biomarkers after Controlled Inhalation Exposure to Exhaust from Hydrogenated Vegetable Oil (HVO). *International Journal of Environmental Research and Public Health*. 18(12):Article 6492. <https://doi.org/10.3390/ijerph18126492>
16. Preger C, Josefsson M, Westerström R, Messing ME. 2021. Bottom-up field-directed self-assembly of magnetic nanoparticles into ordered nano- and macrostructures. *Nanotechnology*. 32(19):Article 195603. <https://doi.org/10.1088/1361-6528/abe263>
17. Blomberg S, Hejral U, Shipilin M, Albertin S, Karlsson H, Hultberg C, Lömker P, Goodwin C, Degerman D, Gustafson J, Schlueter C, Nilsson A, Lundgren E, Amann P. 2021. Bridging the Pressure Gap in CO Oxidation. *ACS Catalysis*. 11(15):9128-9135. <https://doi.org/10.1021/acscatal.1c00806>
18. Garigapati NS, Lindelow F, Sodergren L, Lind E. 2021. Capacitance Scaling in $\text{In}_{0.71}\text{Ga}_{0.29}\text{As}/\text{InP}$ MOSFETs with Self-Aligned a:Si Spacers. *IEEE Transactions on Electron Devices*. 68(8):3762-3767. <https://doi.org/10.1109/TED.2021.3092299>
19. Wang S, Englund E, Kjellman P, Li Z, Ahnslide JK, Rodriguez-Cupello C, Saggiaro M, Kanzaki R, Pietras K, Lindgren D, Axelson H, Prinz CN, Swaminathan V, Madsen CD. 2021. CCM3 is a gatekeeper in focal adhesions regulating mechanotransduction and YAP/TAZ signalling. *Nature Cell Biology*. 23(7):758-770. <https://doi.org/10.1038/s41556-021-00702-0>
20. Lazar I, Lindvall R, Lenrick F, Bushlya V, Ek M. 2021. Characterisation of worn WC tool using STEM-EDS aided by principal component analysis. *Journal of Microscopy*. 283(1):64-73. <https://doi.org/10.1111/jmi.13009>

21. Malmberg V, Eriksson A, Gren L, Török S, Shamun S, Novakovic M, Zhang Y, Kook S, Tunér M, Bengtsson PE, Pagels J. 2021. Characteristics of BrC and BC emissions from controlled diffusion flame and diesel engine combustion. *Aerosol Science and Technology*.
<https://doi.org/10.1080/02786826.2021.1896674>
22. Dorsch S, Fahlvik S, Burke A. 2021. Characterization of electrostatically defined bottom-heated InAs nanowire quantum dot systems. *New Journal of Physics*. 23(12):Article 125007.
<https://doi.org/10.1088/1367-2630/ac434c>
23. Gutiérrez Álvarez S, Lin W, Abdellah M, Meng J, Židek K, Pullerits T, Zheng K. 2021. Charge Carrier Diffusion Dynamics in Multisized Quaternary Alkylammonium-Capped CsPbBr₃ Perovskite Nanocrystal Solids. *ACS Applied Materials and Interfaces*. 13(37):44742–44750.
<https://doi.org/10.1021/acsami.1c11676>
24. Näslund LÅ, Mikkilä MH, Kokkonen E, Magnuson M. 2021. Chemical bonding of termination species in 2D carbides investigated through valence band UPS/XPS of Ti₃C₂T_xMXene. *2D Materials*. 8(4):Article 045026. <https://doi.org/10.1088/2053-1583/ac1ea9>
25. Vogelsang J, Wittenbecher L, Pan D, Sun J, Mikaelsson S, Arnold CL, Lhuillier A, Xu H, Mikkelsen A. 2021. Coherent Excitation and Control of Plasmons on Gold Using Two-Dimensional Transition Metal Dichalcogenides. *ACS Photonics*. 8(6):1607-1615.
<https://doi.org/10.1021/acsp Photonics.0c01795>
26. Khalilian M, Persson A, Lindgren D, Rosén M, Lenrick F, Colvin J, Ohlsson BJ, Timm R, Wallenberg R, Samuelson L, Gustafsson A. 2021. Coherently strained and dislocation-free architected AlGa_N/Ga_N submicron-sized structures. *Nano Select*. n/a(n/a):1-14.
<https://doi.org/10.1002/nano.202100154>
27. Alcer D, Saxena AP, Hrachowina L, Zou X, Yartsev A, Borgström MT. 2021. Comparison of Triethylgallium and Trimethylgallium Precursors for GaInP Nanowire Growth. *Physica Status Solidi (B) Basic Research*. 258(2):Article 2000400. <https://doi.org/10.1002/pssb.202000400>
28. Sjökvist R, Jacobsson D, Tornberg M, Wallenberg R, Leshchenko ED, Johansson J, Dick KA. 2021. Compositional Correlation between the Nanoparticle and the Growing Au-Assisted In_xGa_{1-x}As Nanowire. *Journal of Physical Chemistry Letters*. 12(31):7590-7595.
<https://doi.org/10.1021/acs.jpcllett.1c02121>
29. Snellman M, Eom N, Ek M, Messing ME, Deppert K. 2021. Continuous gas-phase synthesis of core-shell nanoparticles via surface segregation. *Nanoscale Advances*. 3(11):3041-3052.
<https://doi.org/10.1039/D0NA01061H>, <https://doi.org/10.1039/d0na01061h>
30. Yin H, Chen J, Guan P, Zheng D, Kong Q, Yang S, Zhou P, Yang B, Pullerits T, Han K. 2021. Controlling Photoluminescence and Photocatalysis Activities in Lead-Free Cs₂Pt_xSn_{1-x}Cl₆ Perovskites via Ion Substitution. *Angewandte Chemie - International Edition*. 60(42):22693-22699.
<https://doi.org/10.1002/anie.202108133>

31. Gustavsson N, Paulus A, Martinsson I, Engdahl A, Medjoubi K, Klementiev K, Somogyi A, Deierborg T, Borondics F, Keppler Gouras G, Klementieva O. 2021. Correlative optical photothermal infrared and X-ray fluorescence for chemical imaging of trace elements and relevant molecular structures directly in neurons. *Light, science & applications*. 10:1-10. <https://doi.org/10.1038/s41377-021-00590-x>
32. Olsson M, Akujärvi V, Ståhl J-E, Bushlya V. 2021. Cryogenic and hybrid induction-assisted machining strategies as alternatives for conventional machining of refractory tungsten and niobium. *International Journal of Refractory Metals and Hard Materials*. 97:Article 105520. <https://doi.org/10.1016/j.ijrmhm.2021.105520>
33. Kúkoľová A, Dimitrievska M, Litvinchuk AP, Ramanandan SP, Tappy N, Menon H, Borg M, Grundler D, Fontcuberta i Morral A. 2021. Cubic, hexagonal and tetragonal FeGex phases (x = 1, 1.5, 2): Raman spectroscopy and magnetic properties. *CrystEngComm*. 23(37):6506-6517. <https://doi.org/10.1039/d1ce00970b>
34. Oksenberg E, Fai C, Scheblykin IG, Joselevich E, Unger EL, Unold T, Hages C, Merdasa A. 2021. Deconvoluting Energy Transport Mechanisms in Metal Halide Perovskites Using CsPbBr₃ Nanowires as a Model System. *Advanced Functional Materials*. 31(22):Article 2010704. <https://doi.org/10.1002/adfm.202010704>
35. Korten T, Diez S, Linke H, Nicolau, Jr. DV, Kugler H. 2021. Design of network-based biocomputation circuits for the exact cover problem. *New Journal of Physics*. 23(8):Article 085004. <https://doi.org/10.1088/1367-2630/ac175d>
36. Ji J, Xie J, Tang J, Zheng K, Liang Z. 2021. Developing Halogen-Free Polymer Donors for Efficient Nonfullerene Organic Solar Cells by Addition of Highly Electron-Deficient Diketopyrrolopyrrole Unit. *Solar RRL*. <https://doi.org/10.1002/solr.202100142>
37. Tornberg M, Sjökvist R, Kumar K, Andersen CR, Maliakkal CB, Jacobsson D, Dick KA. 2021. Direct Observations of Twin Formation Dynamics in Binary Semiconductors. *ACS Nanoscience AU*. <https://doi.org/10.1021/acsnanoscienceau.1c00021>
38. Rico-Pasto M, Schmitt RK, Ribezzi-Crivellari M, Parrondo JMR, Linke H, Johansson J, Ritort F. 2021. Dissipation Reduction and Information-to-Measurement Conversion in DNA Pulling Experiments with Feedback Protocols. *Physical Review X*. 11(3):Article 031052. <https://doi.org/10.1103/PhysRevX.11.031052>
39. Jönsson A, Svensson J, Fiordaliso EM, Lind E, Hellenbrand M, Wernersson LE. 2021. Doping Profiles in Ultrathin Vertical VLS-Grown InAs Nanowire MOSFETs with High Performance. *ACS Applied Electronic Materials*. 3(12):5240-5247. <https://doi.org/10.1021/acsaelm.1c00729>
40. Törnquist E, Le Cann S, Tudisco E, Tengattini A, And E, Lenoir N, Hektor J, Raina DB, Tägil M, Hall SA, Isaksson H. 2021. Dual modality neutron and x-ray tomography for enhanced image analysis of the bone-metal interface. *Physics in Medicine and Biology*. 66(13):Article 135016. <https://doi.org/10.1088/1361-6560/ac02d4>

41. Lin WC, Jayakumar J, Chang CL, Ting LY, Elsayed MH, Abdellah M, Zheng K, Elewa AM, Lin YT, Liu JJ, Wang WS, Lu CY, Chou HH. 2021. Effect of energy bandgap and sacrificial agents of cyclopentadithiophene-based polymers for enhanced photocatalytic hydrogen evolution. *Applied Catalysis B: Environmental*. 298:Article 120577. <https://doi.org/10.1016/j.apcatb.2021.120577>
42. Ajakaiye Jensen LI, Blomberg S, Hulteberg C. 2021. Effect of pd and ir as promoters in the activity of Ni/CeZrO₂ catalyst for the reverse water-gas shift reaction. *Catalysts*. 11(9):Article 1076. <https://doi.org/10.3390/catal11091076>
43. Debbarma R, Potts H, Stenberg CJ, Tsintzis A, Lehmann S, Dick K, Leijnse M, Thelander C. 2021. Effects of Parity and Symmetry on the Aharonov-Bohm Phase of a Quantum Ring. *Nano Letters*. <https://doi.org/10.1021/acs.nanolett.1c03882>
44. Gren L, Malmberg VB, Falk J, Markula L, Novakovic M, Shamun S, Eriksson AC, Kristensen TB, Svenningsson B, Tunér M, Karjalainen P, Pagels J. 2021. Effects of renewable fuel and exhaust aftertreatment on primary and secondary emissions from a modern heavy-duty diesel engine. *Journal of Aerosol Science*. 156:Article 105781. <https://doi.org/10.1016/j.jaerosci.2021.105781>
45. Athle R, Persson AEO, Irish A, Menon H, Timm R, Borg M. 2021. Effects of TiN Top Electrode Texturing on Ferroelectricity in Hf_{1-x}Zr_xO₂. *ACS applied materials & interfaces*. 13(9):11089-11095. <https://doi.org/10.1021/acsami.1c01734>
46. Khan W, Potts PP, Lehmann S, Thelander C, Dick KA, Samuelsson P, Maisi VF. 2021. Efficient and continuous microwave photoconversion in hybrid cavity-semiconductor nanowire double quantum dot diodes. *Nature Communications*. 12(1):Article 5130. <https://doi.org/10.1038/s41467-021-25446-1>
47. Lovén K, Franzén SM, Isaxon C, Messing ME, Martinsson J, Gudmundsson A, Pagels J, Hedmer M, Lovén K, Franzén SM, Isaxon C, Messing ME, Gudmundsson A, Pagels J, Hedmer M, NanoLund. 2021. Emissions and exposures of graphene nanomaterials, titanium dioxide nanofibers, and nanoparticles during down-stream industrial handling. *Journal of Exposure Science & Environmental Epidemiology*. 31(4):736-752. <https://doi.org/10.1038/s41370-020-0241-3>
48. Olsson M, Bushlya V, Lenrick F, Ståhl JE. 2021. Evaluation of tool wear mechanisms and tool performance in machining single-phase tungsten. *International Journal of Refractory Metals and Hard Materials*. 94:Article 105379. <https://doi.org/10.1016/j.ijrmhm.2020.105379>
49. Lan Z, Meng J, Zheng K, Castelli IE. 2021. Exploring the Intrinsic Point Defects in Cesium Copper Halides. *Journal of Physical Chemistry C*. 125(2):1592–1598. <https://doi.org/10.1021/acs.jpcc.0c11216>
50. Micheal Raj P, Barbe L, Andersson M, De Albuquerque Moreira M, Haase D, Wootton J, Nehzati S, Terry AE, Friel RJ, Tenje M, Sigfridsson Clauss KGV. 2021. Fabrication and characterisation of a silicon-borosilicate glass microfluidic device for synchrotron-based hard X-ray spectroscopy studies. *RSC Advances*. 11(47):29859-29869. <https://doi.org/10.1039/d1ra05270e>
51. Menon H, Morgan NP, Hetherington C, Athle R, Steer M, Thayne I, Fontcuberta i Morral A, Borg M. 2021. Fabrication of Single-Crystalline InSb-on-Insulator by Rapid Melt Growth. *Physica Status Solidi (A) Applications and Materials Science*. 2021:Article 2100467. <https://doi.org/10.1002/pssa.202100467>

52. Lai KT, Finkelstein-Shapiro D, Lehmann S, Devos A, Mante P-A. 2021. Fano resonance between Stokes and anti-Stokes Brillouin scattering. *Physical Review Research*. 3:Article L032010. <https://doi.org/10.1103/PhysRevResearch.3.L032010>
53. Verardo D, Liljedahl L, Richter C, Agnarsson B, Axelsson U, Prinz CN, Höök F, Borrebaeck CAK, Linke H. 2021. Fluorescence signal enhancement in antibody microarrays using lightguiding nanowires. *Nanomaterials* . 11(1):Article 227. <https://doi.org/10.3390/nano11010227>
54. Liang M, Lin W, Zhao Q, Zou X, Lan Z, Meng J, Shi Q, Castelli IE, Canton SE, Pullerits T, Zheng K. 2021. Free Carriers versus Self-Trapped Excitons at Different Facets of Ruddlesden-Popper Two-Dimensional Lead Halide Perovskite Single Crystals. *Journal of Physical Chemistry Letters*. 12(20):4965-4971. <https://doi.org/10.1021/acs.jpcclett.1c01148>
55. Mikkilä MH, Jänkälä K, Huttula M, Björneholm O, Tchapyguine M. 2021. Free silver nanoparticles doped by potassium: Work-function change in experiment and theory. *Journal of Chemical Physics*. 154(23):Article 234708. <https://doi.org/10.1063/5.0052101>
56. Gustafsson A, Bi Z, Samuelson L. 2021. From InGaN pyramids to micro-LEDs characterized by cathodoluminescence. *Nano Express*. 2(1):Article 014006. <https://doi.org/10.1088/2632-959X/abed3d>
57. Jeddi H, Karimi M, Witzigmann B, Zeng X, Hrachowina L, Borgström MT, Pettersson H. 2021. Gain and bandwidth of InP nanowire array photodetectors with embedded photogated InAsP quantum discs. *Nanoscale*. 13(12):6227-6233. <https://doi.org/10.1039/d1nr00846c>
58. Dorsch S, Yeo I-P, Lehmann S, Dick K, Thelander C, Burke A. 2021. Gate control, g factors, and spin-orbit energy of p -type GaSb nanowire quantum dot devices. *Physical Review B*. 103(24):Article L241411. <https://doi.org/10.1103/PhysRevB.103.L241411>
59. Eom N, Messing ME, Johansson J, Deppert K. 2021. General Trends in Core-Shell Preferences for Bimetallic Nanoparticles. *ACS Nano*. 15(5):8883-8895. <https://doi.org/10.1021/acsnano.1c01500>
60. Bruder L, Wittenbecher L, Kolesnichenko PV, Zigmantas D. 2021. Generation and compression of 10-fs deep ultraviolet pulses at high repetition rate using standard optics. *Optics Express*. 29(16):25593-25604. <https://doi.org/10.1364/OE.425053>
61. Li C, Zou X, Lin W, Mourad H, Meng J, Liu Y, Abdellah M, Guo M, Zheng K, Nordlander E. 2021. Graphitic Carbon Nitride/CdSe Quantum Dot/Iron Carbonyl Cluster Composite for Enhanced Photocatalytic Hydrogen Evolution. *ACS Applied Nano Materials*. 4(6):6280-6289. <https://doi.org/10.1021/acsanm.1c01096>
62. Arellano-Caicedo C, Ohlsson P, Bengtsson M, Beech JP, Hammer EC. 2021. Habitat geometry in artificial microstructure affects bacterial and fungal growth, interactions, and substrate degradation. *Communications Biology*. 4(1):Article 1226. <https://doi.org/10.1038/s42003-021-02736-4>
63. Dorsch S, Svilans A, Josefsson M, Goldozian B, Kumar M, Thelander C, Wacker A, Burke A. 2021. Heat Driven Transport in Serial Double Quantum Dot Devices. *Nano Letters*. 21(2):988-994. <https://doi.org/10.1021/acs.nanolett.0c04017>

64. Gerhard M, Louis B, Frantsuzov PA, Li J, Kiligaridis A, Hofkens J, Scheblykin IG. 2021. Heterogeneities and Emissive Defects in MAPbI₃ Perovskite Revealed by Spectrally Resolved Luminescence Blinking. *Advanced Optical Materials*. 9(18):Article 2001380. <https://doi.org/10.1002/adom.202001380>
65. Mamidala SR, Persson K-M, Irish A, Jönsson A, Timm R, Wernersson L-E. 2021. High-density logic-in-memory devices using vertical indium arsenide nanowires on silicon. *Nature Electronics*. 914. <https://doi.org/10.1038/s41928-021-00688-5>
66. Hejral U, Shipilin M, Gustafson J, Stierle A, Lundgren E. 2021. High energy surface x-ray diffraction applied to model catalyst surfaces at work. *Journal of Physics: Condensed Matter*. 33(7):73001. <https://doi.org/10.1088/1361-648X/abb17c>
67. Jensen M, Ahlberg Gagnér V, Cabello Sánchez J, Bengtsson ÅUJ, Ekström JC, Björg Úlfarsdóttir T, Garcia-Bonete M-J, Jurgilaitis A, Kroon D, Pham V-T, Checcia S, Coudert-Alteirac H, Schewa S, Rössle M, Rodilla H, Stake J, Zhaunerchyk V, Larsson J, Katona G. 2021. High-resolution macromolecular crystallography at the FemtoMAX beamline with time-over-threshold photon detection. *Journal of Synchrotron Radiation*. 28:64-70. <https://doi.org/10.1107/S1600577520014599>
68. Zhu S, Scardamaglia M, Kundsén J, Sankari R, Tarawneh H, Temperton R, Pickworth L, Cavalca F, Wang C, Tissot H, Weissenrieder J, Hagman B, Gustafson J, Kaya S, Lindgren F, Källquist I, Maibach J, Hahlin M, Boix V, Gallo T, Rehman F, D'Acunto G, Schnadt J, Shavorskiy A. 2021. HIPPIE: a new platform for ambient-pressure X-ray photoelectron spectroscopy at the MAX IV Laboratory. *Journal of Synchrotron Radiation*. 28:624-636. <https://doi.org/10.1107/S160057752100103X>
69. Fast J, Aeberhard U, Bremner SP, Linke H. 2021. Hot-carrier optoelectronic devices based on semiconductor nanowires. *Applied Physics Reviews*. 8(2):Article 021309. <https://doi.org/10.1063/5.0038263>
70. Björling A, Weninger C, Kahnt M, Kalbfleisch S, Johansson U, Sala S, Lenrick F, Thånell K. 2021. *Contrast* - a lightweight Python framework for beamline orchestration and data acquisition. *Journal of Synchrotron Radiation*. 28(4):1253-1260. <https://doi.org/10.1107/S1600577521005269>
71. Perović D, Van Hees P, Madsen D, Malmborg V, Gren L, Pagels J, Rios O, La Mendola S. 2021. Identification and characterization of design fires and particle emissions to be used in performance-based fire design of nuclear facilities. *Fire and Materials*. 45(8):1008-1024. <https://doi.org/10.1002/fam.2881>
72. Hrachowina L, Zou X, Chen Y, Zhang Y, Barrigón E, Yartsev A, Borgström MT. 2021. Imaging the influence of oxides on the electrostatic potential of photovoltaic InP nanowires. *Nano Research*. 14(11):4087-4092. <https://doi.org/10.1007/s12274-021-3344-9>
73. Falk J, Korhonen K, Malmborg VB, Gren L, Eriksson AC, Karjalainen P, Markkula L, Bengtsson PE, Virtanen A, Svenningsson B, Pagels J, Kristensen TB. 2021. Immersion freezing ability of freshly emitted soot with various physico-chemical characteristics. *Atmosphere*. 12(9):Article 1173. <https://doi.org/10.3390/atmos12091173>

74. Bahrami D, AlHassan A, Davtyan A, Zhe R, Anjum T, Herranz J, Gellhaar L, Novikov DV, Timm R, Pietsch U. 2021. Impact of Electrical Current on Single GaAs Nanowire Structure. *Physica Status Solidi (B) Basic Research*. 258(8):Article 2100056. <https://doi.org/10.1002/pssb.202100056>
75. Yan Y, Yang Y, Liang M, Abdellah M, Pullerits T, Zheng K, Liang Z. 2021. Implementing an intermittent spin-coating strategy to enable bottom-up crystallization in layered halide perovskites. *Nature Communications*. 12(1):Article 6603. <https://doi.org/10.1038/s41467-021-26753-3>
76. Menon H, Södergren L, Athle R, Johansson J, Steer M, Thayne I, Borg M. 2021. Improved quality of InSb-on-insulator microstructures by flash annealing into melt. *Nanotechnology*. 32(16):Article 165602. <https://doi.org/10.1088/1361-6528/abd656>
77. Gutnichenko O, Nilsson M, Lindvall R, Bushlya V, Andersson M. 2021. Improvement of tool utilization when hard turning with cBN tools at varying process parameters. *Wear*. 477:Article 203900. <https://doi.org/10.1016/j.wear.2021.203900>
78. Kilpi OP, Andric S, Svensson J, Ram MS, Lind E, Wernersson LE. 2021. Increased Breakdown Voltage in Vertical Heterostructure III-V Nanowire MOSFETs with a Field Plate. *IEEE Electron Device Letters*. 42(11):1596-1598. <https://doi.org/10.1109/LED.2021.3115022>
79. Marçal LAB, Benter S, Irish A, Dzhigaev D, Oksenberg E, Rothman A, Sanders E, Hammarberg S, Zhang Z, Sala S, Björling A, Unger E, Mikkelsen A, Joselevich E, Timm R, Wallentin J. 2021. Inducing ferroelastic domains in single-crystal CsPbBr₃ perovskite nanowires using atomic force microscopy. *Physical Review Materials*. 5(6):Article L063001. <https://doi.org/10.1103/PhysRevMaterials.5.L063001>
80. Lazarev S, Kim YY, Gelisio L, Bi Z, Nowzari A, Zaluzhnyy IA, Khubbutdinov R, Dzhigaev D, Jeromin A, Keller TF, Sprung M, Mikkelsen A, Samuelson L, Vartanyants IA. 2021. Influence of contacts and applied voltage on a structure of a single GaN nanowire. *Applied Sciences (Switzerland)*. 11(20):Article 9419. <https://doi.org/10.3390/app11209419>
81. Scholten RH, Essig YJ, Roursgaard M, Jensen A, Krais AM, Gren L, Dierschke K, Gudmundsson A, Wierzbicka A, Møller P. 2021. Inhalation of hydrogenated vegetable oil combustion exhaust and genotoxicity responses in humans. *Archives of Toxicology*. 95(10):3407-3416. <https://doi.org/10.1007/s00204-021-03143-8>
82. Benseny-Cases N, Álvarez-Marimon E, Aso E, Carmona M, Klementieva O, Appelhans D, Ferrer I, Cladera J. 2021. In situ identification and G4-PPI-His-Mal-dendrimer-induced reduction of early-stage amyloid aggregates in Alzheimer's disease transgenic mice using synchrotron-based infrared imaging. *Scientific Reports*. 11(1):Article 18368. <https://doi.org/10.1038/s41598-021-96379-4>
83. Liu Y, Yangui A, Zhang R, Kiligaridis A, Moons E, Gao F, Inganäs O, Scheblykin IG, Zhang F. 2021. In Situ Optical Studies on Morphology Formation in Organic Photovoltaic Blends. *Small Methods*. 5(10):Article 2100585. <https://doi.org/10.1002/smt.202100585>
84. Zeng X, Zhang W, Zou X, Su X, Yartsev A, Borgström MT. 2021. In situ passivation of Ga_xIn_(1-x)P nanowires using radial Al_yIn_(1-y)P shells grown by MOVPE. *Nanotechnology*. 32(42):Article 425705. <https://doi.org/10.1088/1361-6528/ac1198>

85. Larsson A, Abbondanza G, Rämisch L, Linpé W, Novikov DV, Lundgren E, Harlow GS. 2021. In situ scanning x-ray diffraction reveals strain variations in electrochemically grown nanowires. *Journal of Physics D: Applied Physics*. 54(23):Article 235301. <https://doi.org/10.1088/1361-6463/abeb3d>
86. Gluschke JG, Seidl J, Lyttleton RW, Nguyen K, Lagier M, Meyer F, Krogstrup P, Nygård J, Lehmann S, Mostert AB, Meredith P, Micolich AP. 2021. Integrated bioelectronic proton-gated logic elements utilizing nanoscale patterned Nafion. *Materials Horizons*. 8(1):224-233. <https://doi.org/10.1039/d0mh01070g>
87. Seifner MS, Snellman M, Makgae OA, Kumar K, Jacobsson D, Ek M, Deppert K, Messing ME, Dick KA. 2021. Interface Dynamics in Ag–Cu₃P Nanoparticle Heterostructures. *Journal of the American Chemical Society*. <https://doi.org/10.1021/jacs.1c09179>
88. Li K, Prothmann J, Sandahl M, Blomberg S, Turner C, Hulteberg C. 2021. Investigating lignin-derived monomers and oligomers in low-molecular-weight fractions separated from depolymerized black liquor retentate by membrane filtration. *Molecules*. 26(10):Article 2887. <https://doi.org/10.3390/molecules26102887>
89. Martin R, Kim M, Lee CJ, Mehar V, Albertin S, Hejral U, Merte LR, Asthagiri A, Weaver JF. 2021. Isothermal Reduction of IrO₂(110) Films by Methane Investigated Using in Situ X-ray Photoelectron Spectroscopy. *ACS Catalysis*. 11(9):5004-5016. <https://doi.org/10.1021/acscatal.1c00702>
90. Eremchev IY, Tarasevich AO, Li J, Naumov AV, Scheblykin IG. 2021. Lack of Photon Antibunching Supports Supertrap Model of Photoluminescence Blinking in Perovskite Sub-Micrometer Crystals. *Advanced Optical Materials*. 9(3):Article 2001596. <https://doi.org/10.1002/adom.202001596>
91. Bulbucan C, Preger C, Kostanyan A, Jensen KMØ, Kokkonen E, Piamonteze C, Messing ME, Westerström R. 2021. Large exchange bias in Cr substituted Fe₃O₄ nanoparticles with FeO subdomains. *Nanoscale*. 13(37):15844-15852. <https://doi.org/10.1039/d1nr04614d>
92. Andric S, Lindelow F, Fhager LO, Lind E, Wernersson LE. 2021. Lateral III-V Nanowire MOSFETs in Low-Noise Amplifier Stages. *IEEE Transactions on Microwave Theory and Techniques*. <https://doi.org/10.1109/TMTT.2021.3124088>
93. Guo R, Meng J, Lin W, Liu A, Pullerits T, Zheng K, Tian J. 2021. Manganese doped eco-friendly CuInSe₂ colloidal quantum dots for boosting near-infrared photodetection performance. *Chemical Engineering Journal*. 403:Article 126452. <https://doi.org/10.1016/j.cej.2020.126452>
94. Zou Y, Teng P, Xu W, Zheng G, Lin W, Yin J, Kobera L, Abbrent S, Li X, Steele JA, Solano E, Roeffaers MJB, Li J, Cai L, Kuang C, Scheblykin IG, Brus J, Zheng K, Yang Y, Mohammed OF, Bakr OM, Pullerits T, Bai S, Sun B, Gao F. 2021. Manipulating crystallization dynamics through chelating molecules for bright perovskite emitters. *Nature Communications*. 12(1):Article 4831. <https://doi.org/10.1038/s41467-021-25092-7>
95. Kahnt M, Klementiev K, Haghighat V, Weninger C, Plivelic TS, Terry AE, Björling A. 2021. Measurement of the coherent beam properties at the CoSAXS beamline. *Journal of Synchrotron Radiation*. 28:1948-1953. <https://doi.org/10.1107/S1600577521009140>

96. Inglis DW, Nordon RE, Beech JP, Rosengarten G. 2021. Microfluidic obstacle arrays induce large reversible shape change in red blood cells. *Micromachines*. 12(7):Article 783. <https://doi.org/10.3390/mi12070783>
97. Zhang F, Liu Y, Wei S, Chen J, Zhou Y, He R, Pullerits T, Zheng K. 2021. Microscopic morphology independence in linear absorption cross-section of CsPbBr₃ nanocrystals. *SCIENCE CHINA Materials*. 64(6):1418–1426. <https://doi.org/10.1007/s40843-020-1555-1>
98. Andric S, Ohlsson Fhager L, Wernersson LE. 2021. Millimeter-Wave Vertical III-V Nanowire MOSFET Device-To-Circuit Co-Design. *IEEE Transactions on Nanotechnology*. 20:434-440. <https://doi.org/10.1109/TNANO.2021.3080621>
99. Karlsson M, Yi Z, Reichert S, Luo X, Lin W, Zhang Z, Bao C, Zhang R, Bai S, Zheng G, Teng P, Duan L, Lu Y, Zheng K, Pullerits T, Deibel C, Xu W, Friend R, Gao F. 2021. Mixed halide perovskites for spectrally stable and high-efficiency blue light-emitting diodes. *Nature Communications*. 12(1):Article 361. <https://doi.org/10.1038/s41467-020-20582-6>
100. Cao Y, Guo L, Dan M, Doronkin DE, Han C, Rao Z, Liu Y, Meng J, Huang Z, Zheng K, Chen P, Dong F, Zhou Y. 2021. Modulating electron density of vacancy site by single Au atom for effective CO₂ photoreduction. *Nature Communications*. 12(1):Article 1675. <https://doi.org/10.1038/s41467-021-21925-7>
101. Reuther C, Steenhusen S, Meinecke CR, Surendiran P, Salhotra A, Lindberg FW, M nsson A, Linke H, Diez S. 2021. Molecular motor-driven filament transport across three-dimensional, polymeric micro-junctions. *New Journal of Physics*. 23(12):Article 125002. <https://doi.org/10.1088/1367-2630/ac39b4>
102. Larsson J, Sanchez-Fernandez A, Leung AE, Schweins R, Wu B, Nylander T, Ulvenlund S, Wahlgren M. 2021. Molecular structure of maltoside surfactants controls micelle formation and rheological behavior. *Journal of Colloid and Interface Science*. 581:895-904. <https://doi.org/10.1016/j.jcis.2020.08.116>
103. Alfredsson V, Lo Nostro P, Ninham B, Nylander T. 2021. Morphologies and Structure of Brain Lipid Membrane Dispersions. *Frontiers in cell and developmental biology*. 9:Article 675140. <https://doi.org/10.3389/fcell.2021.675140>
104. Api AM, Belsito D, Botelho D, Bruze M, Burton GA, Buschmann J, Cancellieri MA, Dagli ML, Date M, Dekant W, Deodhar C, Fryer AD, Jones L, Joshi K, Kumar M, Lapczynski A, Lavelle M, Lee I, Liebler DC, Moustakas H, Na M, Penning TM, Ritacco G, Romine J, Sadekar N, Schultz TW, Selecknik D, Siddiqi F, Sipes IG, Sullivan G, Thakkar Y, Tokura Y. 2021. mRIFM fragrance ingredient safety assessment, 4-t-amylocyclohexanone, CAS Registry Number 16587-71-6. *Food and Chemical Toxicology*. Article 112560. <https://doi.org/10.1016/j.fct.2021.112560>
105. Kahnt M, Grote L, Brückner D, Seyrich M, Wittwer F, Koziej D, Schroer CG. 2021. Multi-slice ptychography enables high-resolution measurements in extended chemical reactors. *Scientific Reports*. 11(1):Article 1500. <https://doi.org/10.1038/s41598-020-80926-6>
106. Malm E, Fohtung E, Mikkelsen A. 2021. Multi-wavelength phase retrieval for coherent diffractive imaging. *Optics Letters*. 46(1):13-16. <https://doi.org/10.1364/OL.408452>

107. O. Freitas R, Cernescu A, Engdahl A, Paulus A, E. Levandoski J, Martinsson I, Hebisch E, Sandt C, Keppler Gouras G, Prinz C, Deierborg T, Borondics F, Klementieva O. 2021. Nano-Infrared Imaging of Primary Neurons. *Cells*. 10(10):1-15. <https://doi.org/10.3390/cells10102559>
108. Johansson U, Carbone D, Kalbfleisch S, Björling A, Kahnt M, Sala S, Stankevic T, Liebi M, Fernandez AR, Bring B, Paterson D, Thanell K, Bell P, Erb D, Weninger C, Matej Z, Roslund L, Ahnberg K, Jensen BN, Tarawneh H, Mikkelsen A, Vogt U. 2021. NanoMAX: The hard X-ray nanoprobe beamline at the MAX IV Laboratory. *Journal of Synchrotron Radiation*. 28:1935-1947. <https://doi.org/10.1107/S1600577521008213>
109. Cao Z, Liu B, Preger C, Zhang Y, Wu Z, Messing M, Deppert K, Wei J, Sundén B. 2021. Nanoparticle-Assisted Pool Boiling Heat Transfer on Micro-Pin-Fin Surfaces. *Langmuir*. 37(3):1089–1101. <https://doi.org/10.1021/acs.langmuir.0c02860>, <https://doi.org/10.1021/acs.langmuir.0c02860>
110. Hebisch E, Hjort M, Volpati D, Prinz CN. 2021. Nanostraw-Assisted Cellular Injection of Fluorescent Nanodiamonds via Direct Membrane Opening. *Small*. 17(7):Article 2006421. <https://doi.org/10.1002/sml.202006421>
111. Hrechuk A, Bushlya V, Ståhl JE, Kryzhanivskyy V. 2021. Novel metric “Implenarity” for characterization of shape and defectiveness: The case of CFRP hole quality. *Composite Structures*. 265:Article 113722. <https://doi.org/10.1016/j.compstruct.2021.113722>
112. Soltau J, Chayanun L, Lyubomirskiy M, Wallentin J, Osterhoff M. 2021. Off-axis multilayer zone plate with 16 nm × 28 nm focus for high-resolution X-ray beam induced current imaging. *Journal of Synchrotron Radiation*. 28:1573-1582. <https://doi.org/10.1107/S1600577521006159>
113. Bjerke A, Hrechuk A, Lenrick F, M'Saoubi R, Larsson H, Markström A, Björk T, Norgren S, Ståhl JE, Bushlya V. 2021. Onset of the degradation of CVD α -Al₂O₃ coating during turning of Ca-treated steels. *Wear*. 477:Article 203785. <https://doi.org/10.1016/j.wear.2021.203785>
114. Pfaff S, Larsson A, Orlov D, Harlow GS, Abbondanza G, Linpé W, Rämisch L, Gericke SM, Zetterberg J, Lundgren E. 2021. Operando Reflectance Microscopy on Polycrystalline Surfaces in Thermal Catalysis, Electrocatalysis, and Corrosion. *ACS applied materials & interfaces*. 13(16):19530–19540. <https://doi.org/10.1021/acsami.1c04961>
115. Weber T, Vonk V, Escalera-López D, Abbondanza G, Larsson A, Koller V, Abb MJS, Hegedüs Z, Bäcker T, Lienert U, Harlow GS, Stierle A, Cherevko S, Lundgren E, Over H. 2021. Operando Stability Studies of Ultrathin Single-Crystalline IrO₂(110) Films under Acidic Oxygen Evolution Reaction Conditions. *ACS Catalysis*. 11(20):12651-12660. <https://doi.org/10.1021/acscatal.1c03599>
116. Olausson P, Södergren L, Borg M, Lind E. 2021. Optimization of Near-Surface Quantum Well Processing. *Physica Status Solidi (A) Applications and Materials Science*. 218(7):Article 2000720. <https://doi.org/10.1002/pssa.202000720>
117. Lindvall R, Lenrick F, M'Saoubi R, Ståhl JE, Bushlya V. 2021. Performance and wear mechanisms of uncoated cemented carbide cutting tools in Ti6Al4V machining. *Wear*. 477:Article 203824. <https://doi.org/10.1016/j.wear.2021.203824>

118. Hattori Y, Meng J, Zheng K, Meier De Andrade A, Kullgren J, Broqvist P, Nordlander P, Sá J. 2021. Phonon-Assisted Hot Carrier Generation in Plasmonic Semiconductor Systems. *Nano Letters*. 21(2):1083–1089. <https://doi.org/10.1021/acs.nanolett.0c04419>
119. Kawde A, Sayed M, Shi Q, Uhlig J, Pullerits T, Hatti-Kaul R. 2021. Photoelectrochemical oxidation in ambient conditions using earth-abundant hematite anode: A green route for the synthesis of biobased polymer building blocks. *Catalysts*. 11(8):Article 969. <https://doi.org/10.3390/catal11080969>
120. Zhu J, Korten T, Kugler H, Van Delft F, Månsson A, Reuter D, Diez S, Linke H. 2021. Physical requirements for scaling up network-based biocomputation. *New Journal of Physics*. 23(10):Article 105004. <https://doi.org/10.1088/1367-2630/ac2a5d>
121. Lyubomirskiy M, Schurink B, Makhotkin IA, Brueckner D, Wittwer F, Kahnt M, Seyrich M, Seiboth F, Bijkkerk F, Schroer CG. 2021. Planar refractive lenses made of SiC for high intensity nanofocusing. *Optics Express*. 29(9):14025-14032. <https://doi.org/10.1364/OE.416223>
122. Löfstrand A, Jafari Jam R, Mothander K, Nylander T, Mumtaz M, Vorobiev A, Chen WC, Borsali R, Maximov I. 2021. Poly(styrene)- block-Maltoheptaose Films for Sub-10 nm Pattern Transfer: Implications for Transistor Fabrication. *ACS Applied Nano Materials*. 4(5):5141–5151. <https://doi.org/10.1021/acsanm.1c00582>
123. Cao Z, Wu Z, Sundén B. 2021. Pool Boiling of NOVEC-649 on Microparticle-Coated and Nanoparticle-Coated Surfaces. *Heat Transfer Engineering*. 42(19-20):1732-1747. <https://doi.org/10.1080/01457632.2020.1818419>
124. Lin JJ, Raj R K, Wang S, Kokkonen E, Mikkilä MH, Urpelainen S, Prisle NL. 2021. Pre-deliquescent water uptake in deposited nanoparticles observed with in situ ambient pressure X-ray photoelectron spectroscopy. *Atmospheric Chemistry and Physics*. 21(6):4709-4727. <https://doi.org/10.5194/acp-21-4709-2021>
125. Seth S, Podshivaylov EA, Li J, Gerhard M, Kiligaridis A, Frantsuzov PA, Scheblykin IG. 2021. Presence of Maximal Characteristic Time in Photoluminescence Blinking of MAPbI₃ Perovskite. *Advanced Energy Materials*. 11(44):Article 2102449. <https://doi.org/10.1002/aenm.202102449>
126. Zhao Y, Xue M, Göransson DJO, Borgström MT, Xu HQ, Chen J. 2021. Probing strain in wurtzite InP-InAs core-shell nanowires with Raman spectroscopy. *Physical Review B*. 104(23):Article 235309. <https://doi.org/10.1103/PhysRevB.104.235309>
127. Salhotra A, Zhu J, Surendiran P, Meinecke CR, Lyttleton R, Ušaj M, Lindberg FW, Norrby M, Linke H, Månsson A. 2021. Prolonged function and optimization of actomyosin motility for upscaled network-based biocomputation. *New Journal of Physics*. 23(8):Article 085005. <https://doi.org/10.1088/1367-2630/ac1809>
128. Miranda MS, Lyttleton R, Siu PH, Diez S, Linke H, Micolich AP. 2021. Prospects for single-molecule electrostatic detection in molecular motor gliding motility assays. *New Journal of Physics*. 23(6):Article 065003. <https://doi.org/10.1088/1367-2630/abdf5>

129. Abbondanza G, Larsson A, Carlá F, Lundgren E, Harlow GS. 2021. Quantitative powder diffraction using a (2 + 3) surface diffractometer and an area detector. *Journal of Applied Crystallography*. 54(4):1140-1152. <https://doi.org/10.1107/S1600576721006245>
130. Kacenauskaite L, Bisballe N, Mucci R, Santella M, Pullerits T, Chen J, Vosch T, Laursen BW. 2021. Rational Design of Bright Long Fluorescence Lifetime Dyad Fluorophores for Single Molecule Imaging and Detection. *Journal of the American Chemical Society*. 1377–1385. <https://doi.org/10.1021/jacs.0c10457>
131. Ranni A, Brange F, Mannila ET, Flindt C, Maisi VF. 2021. Real-time observation of Cooper pair splitting showing strong non-local correlations. *Nature Communications*. 12(1):Article 6358. <https://doi.org/10.1038/s41467-021-26627-8>
132. Garcia-Martinez F, Dietze E, Schiller F, Gajdek D, Merte LR, Gericke SM, Zetterberg J, Albertin S, Lundgren E, Grönbeck H, Ortega JE. 2021. Reduced Carbon Monoxide Saturation Coverage on Vicinal Palladium Surfaces: The Importance of the Adsorption Site. *Journal of Physical Chemistry Letters*. 12(39):9508-9515. <https://doi.org/10.1021/acs.jpcllett.1c02639>
133. Janhäll S, Petersson M, Davidsson K, Öman T, Sommertune J, Kåredal M, Messing ME, Rissler J. 2021. Release of carbon nanotubes during combustion of polymer nanocomposites in a pilot-scale facility for waste incineration. *NanoImpact*. 24:Article 100357. <https://doi.org/10.1016/j.impact.2021.100357>
134. Pourrahimi AM, Kumara S, Palmieri F, Yu L, Lund A, Hammarström T, Hagstrand PO, Scheblykin IG, Fabiani D, Xu X, Müller C. 2021. Repurposing Poly(3-hexylthiophene) as a Conductivity-Reducing Additive for Polyethylene-Based High-Voltage Insulation. *Advanced Materials*. 33(27):Article 2100714. <https://doi.org/10.1002/adma.202100714>
135. Bresolí-Obach R, Kudo T, Louis B, Chang YC, Scheblykin IG, Masuhara H, Hofkens J. 2021. Resonantly Enhanced Optical Trapping of Single Dye-Doped Particles at an Interface. *ACS Photonics*. 8(6):1832-1839. <https://doi.org/10.1021/acsp Photonics.1c00438>
136. Linpé W, Rämisch L, Abbondanza G, Larsson A, Pfaff S, Jacobse L, Zetterberg J, Merte L, Stierle A, Hegedues Z, Lienert U, Lundgren E, Harlow GS. 2021. Revisiting Optical Reflectance from Au(111) Electrode Surfaces with Combined High-Energy Surface X-ray Diffraction. *Journal of the Electrochemical Society*. 168(9):Article 096511. <https://doi.org/10.1149/1945-7111/ac2702>
137. Hattori Y, Gutiérrez Álvarez S, Meng J, Zheng K, Sá J. 2021. Role of the Metal Oxide Electron Acceptor on Gold-Plasmon Hot-Carrier Dynamics and Its Implication to Photocatalysis and Photovoltaics. *ACS Applied Nano Materials*. 4(2):2052-2060. <https://doi.org/10.1021/acsanm.0c03358>
138. Lukato S, Wendt OF, Wallenberg R, Kasozi GN, Naziriwo B, Persson A, Folkers LC, Tebandeke E. 2021. Selective oxidation of benzyl alcohols with molecular oxygen as the oxidant using Ag-Cu catalysts supported on polyoxometalates. *Results in Chemistry*. 3:Article 100150. <https://doi.org/10.1016/j.rechem.2021.100150>
139. Mannila ET, Maisi VF, Pekola JP. 2021. Self-Calibrating Superconducting Pair-Breaking Detector. *Physical Review Letters*. 127(14):Article 147001. <https://doi.org/10.1103/PhysRevLett.127.147001>

140. Fagerberg E, Lenton S, Nylander T, Seydel T, Skepö M. 2021. Self-Diffusive Properties of the Intrinsically Disordered Protein Histatin 5 and the Impact of Crowding Thereon: A Combined Neutron Spectroscopy and Molecular Dynamics Simulation Study. *Journal of Physical Chemistry B*. <https://doi.org/10.1021/acs.jpcc.1c08976>
141. Liu Y, Knutsson JV, Wilson N, Young E, Lehmann S, Dick KA, Palmstrøm CJ, Mikkelsen A, Timm R. 2021. Self-selective formation of ordered 1D and 2D GaBi structures on wurtzite GaAs nanowire surfaces. *Nature Communications*. 12(1):Article 5990. <https://doi.org/10.1038/s41467-021-26148-4>
142. Chen Y, Hrachowina L, Barrigon E, Beech JP, Alcer D, Lyttleton R, Jam RJ, Samuelson L, Linke H, Borgström M. 2021. Semiconductor nanowire array for transparent photovoltaic applications. *Applied Physics Letters*. 118(19):Article 191107. <https://doi.org/10.1063/5.0046909>
143. Knyazev A, Park J, Golubev P, Cederkäll J, Alvarez-Pol H, Benlliure J, Cabanelas P, Casarejos E, Causeret L, Cortina-Gil D, Díaz Fernández P, Feijoo M, Galaviz D, Galiana E, Gernhäuser R, Gonzalez D, Hartig A-L, Heinz A, Heiss B, Johansson HT, Klenze P, Kröll T, Perea A, Ponnath L, Ren Z, Rhee H-B, Rodríguez-Sánchez JL, Rondeau G, Tengblad O, Scheblykin IG, Teubig P, Timm R. 2021. Simulations of light collection in long tapered CsI(Tl) scintillators using real crystal surface data and comparisons to measurement. *Nuclear Instruments & Methods in Physics Research. Section A: Accelerators, Spectrometers, Detectors, and Associated Equipment*. 1003:Article 165302. <https://doi.org/10.1016/j.nima.2021.165302>
144. Eom N, Messing M, Johansson J, Deppert K. 2021. Sintering Mechanism of Core@Shell Metal@Metal Oxide Nanoparticles. *Journal of Physical Chemistry C*. 125(29):16220–16227. <https://doi.org/10.1021/acs.jpcc.1c03598>
145. Konopik M, Korten T, Linke H, Lutz E. 2021. Solving the subset sum problem with a nonideal biological computer. *New Journal of Physics*. 23(9):Article 095007. <https://doi.org/10.1088/1367-2630/ac2005>
146. Franzén SM, Tasić M, Poulie CBM, Magnusson MH, Strand D, Messing ME. 2021. Stability of supported aerosol-generated nanoparticles in liquid media. *Scientific Reports*. 11(1):Article 9276. <https://doi.org/10.1038/s41598-021-88510-2>
147. Dey A, Gerhard M, Scheblykin I, Hoye RLZ, Polavarapu L, et al. 2021. State of the Art and Prospects for Halide Perovskite Nanocrystals. *ACS Nano*. 15(7):10775–10981. <https://doi.org/10.1021/acsnano.0c08903>
148. Pal A, Kamal MA, Holmqvist P, Schurtenberger P. 2021. Structure and dynamics of dense colloidal ellipsoids at the nearest-neighbor length scale. *Physical Review Research*. 3(2):Article 023254. <https://doi.org/10.1103/PhysRevResearch.3.023254>
149. Zhu L, Al-Sakeeri A, Lenrick F, Darselius Berg O, Sjödin P, Zakharov A, Knutsson A, Mikkelsen A. 2021. Surface chemistry and diffusion of trace and alloying elements during in vacuum thermal deoxidation of stainless steel. *Surface and Interface Analysis*. <https://doi.org/10.1002/sia.7024>
150. Potts H, Josefi J, Chen IJ, Lehmann S, Dick KA, Leijnse M, Reimann SM, Bengtsson J, Thelander C. 2021. Symmetry-controlled singlet-triplet transition in a double-barrier quantum ring. *Physical Review B*. 104(8):Article L081409. <https://doi.org/10.1103/PhysRevB.104.L081409>

151. Redekop EA, Johansson N, Kokkonen E, Urpelainen S, Lopes Da Silva F, Kaipio M, Nieminen HE, Rehman F, Miikkulainen V, Ritala M, Olsbye U. 2021. Synchronizing gas injections and time-resolved data acquisition for perturbation-enhanced APXPS experiments. *Review of Scientific Instruments*. 92(4):Article 044101. <https://doi.org/10.1063/5.0039957>
152. Chalangar E, Nur O, Willander M, Gustafsson A, Pettersson H. 2021. Synthesis of Vertically Aligned ZnO Nanorods Using Sol-gel Seeding and Colloidal Lithography Patterning. *Nanoscale Research Letters*. 16(1):Article 46. <https://doi.org/10.1186/s11671-021-03500-7>
153. Larsson J, Leung AE, Lang C, Wu B, Wahlgren M, Nylander T, Ulvenlund S, Sanchez-Fernandez A. 2021. Tail unsaturation tailors the thermodynamics and rheology of a self-assembled sugar-based surfactant. *Journal of Colloid and Interface Science*. 585:178-183. <https://doi.org/10.1016/j.jcis.2020.11.063>
154. Gustavsson N, Savchenko E, Klementieva O, Roybon L. 2021. The intracellular milieu of Parkinson's disease patient brain cells modulates alpha-synuclein protein aggregation. *Acta Neuropathologica Communications*. 9(1):Article 153. <https://doi.org/10.1186/s40478-021-01256-w>
155. Bjerke A, Hrechuk A, Lenrick F, Markström A, Larsson H, Norgren S, M'Saoubi R, Björk T, Bushlya V. 2021. Thermodynamic modeling framework for prediction of tool wear and tool protection phenomena in machining. *Wear*. 484-485:Article 203991. <https://doi.org/10.1016/j.wear.2021.203991>
156. Arcos-Hernandez M, Naidjonoka P, Butler SJ, Nylander T, Ståhlbrand H, Jannasch P. 2021. Thermoresponsive Glycopolymers Based on Enzymatically Synthesized Oligo- β -Mannosyl Ethyl Methacrylates and *N*-Isopropylacrylamide. *Biomacromolecules*. 22(6):2338-2351. <https://doi.org/10.1021/acs.biomac.0c01615>
157. Goodwin CM, Shipilin M, Albertin S, Hejral U, Lömker P, Wang HY, Blomberg S, Degerman D, Schlueter C, Nilsson A, Lundgren E, Amann P. 2021. The Structure of the Active Pd State during Catalytic Carbon Monoxide Oxidation. *Journal of Physical Chemistry Letters*. 12(18):4461-4465. <https://doi.org/10.1021/acs.jpcclett.1c00620>
158. Dzhigaev D, Zhang Z, Marçal LAB, Sala S, Björling A, Mikkelsen A, Wallentin J. 2021. Three-dimensional coherent x-ray diffraction imaging of ferroelastic domains in single CsPbBr₃ perovskite nanoparticles. *New Journal of Physics*. 23(6):Article 063035. <https://doi.org/10.1088/1367-2630/ac02e0>
159. Persson AR, Tornberg M, Sjökvist R, Jacobsson D. 2021. Time-resolved compositional mapping during in situ TEM studies. *Ultramicroscopy*. 222:Article 113193. <https://doi.org/10.1016/j.ultramic.2020.113193>
160. Bushlya V, Lenrick F, Bjerke A, Aboufadel H, Thuvander M, Ståhl JE, M'Saoubi R. 2021. Tool wear mechanisms of PcBN in machining Inconel 718: Analysis across multiple length scale. *CIRP Annals - Manufacturing Technology*. 70(1):73-78. <https://doi.org/10.1016/j.cirp.2021.04.008>
161. Athle R, Persson AEO, Troian A, Borg M. 2021. Top Electrode Engineering for Freedom in Design and Implementation of Ferroelectric Tunnel Junctions Based on Hf_{1-x}Zr_xO₂. *ACS Applied Electronic Materials*. <https://doi.org/10.1021/acsaelm.1c01181>

162. Fornasier M, Pireddu R, Del Giudice A, Sinico C, Nylander T, Schillén K, Galantini L, Murgia S. 2021. Tuning lipid structure by bile salts: Hexosomes for topical administration of catechin. *Colloids and Surfaces B: Biointerfaces*. 199:Article 111564. <https://doi.org/10.1016/j.colsurfb.2021.111564>
163. Yong Z, Persson K-M, Mamidala SR, D Acunto G, Liu Y, Benter S, Pan J, Li Z, Borg M, Mikkelsen A, Wernersson L-E, Timm R. 2021. Tuning oxygen vacancies and resistive switching properties in ultra-thin HfO₂ RRAM via TiN bottom electrode and interface engineering. *Applied Surface Science*. 551:Article 149386. <https://doi.org/10.1016/j.apsusc.2021.149386>
164. Toupalas G, Karlsson J, Black FA, Masip-Sánchez A, López X, Ben M'Barek Y, Blanchard S, Proust A, Alves S, Chabera P, Clark IP, Pullerits T, Poblet JM, Gibson EA, Izzet G. 2021. Tuning Photoinduced Electron Transfer in POM-Bodipy Hybrids by Controlling the Environment: Experiment and Theory. *Angewandte Chemie - International Edition*. 60(12):6518-6525. <https://doi.org/10.1002/anie.202014677>
165. Honarfar A, Chabera P, Lin W, Meng J, Mourad H, Pankratova G, Gorton L, Zheng K, Pullerits T. 2021. Ultrafast Spectroelectrochemistry Reveals Photoinduced Carrier Dynamics in Positively Charged CdSe Nanocrystals. *Journal of Physical Chemistry C*. 125(26):14332-14337. <https://doi.org/10.1021/acs.jpcc.1c02729>
166. Persson K-M, Mamidala SR, Wernersson L-E. 2021. Ultra-Scaled AlO_x Diffusion Barriers for Multibit HfO_x RRAM Operation. *IEEE Journal of the Electron Devices Society*. 9:564-569. <https://doi.org/10.1109/JEDS.2021.3079398>
167. Finkelstein-Shapiro D, Mante PA, Sarisozen S, Wittenbecher L, Minda I, Balci S, Pullerits T, Zigmantas D. 2021. Understanding radiative transitions and relaxation pathways in plexcitons. *Chem*. 7(4):1092-1107. <https://doi.org/10.1016/j.chempr.2021.02.028>
168. Zamani RR, Hage FS, Eljarrat A, Namazi L, Ramasse QM, Dick KA. 2021. Unraveling electronic band structure of narrow-bandgap p-n nanojunctions in heterostructured nanowires. *Physical Chemistry Chemical Physics*. 23(44):25019-25023. <https://doi.org/10.1039/d1cp03275e>
169. Wittenbecher L, Viñas Boström E, Vogelsang J, Lehman S, Dick KA, Verdozzi C, Zigmantas D, Mikkelsen A. 2021. Unraveling the Ultrafast Hot Electron Dynamics in Semiconductor Nanowires. *ACS Nano*. 15(1):1133-1144. <https://doi.org/10.1021/acs.nano.0c08101>
170. Kokkonen E, Lopes da Silva F, Mikkelaä MH, Johansson N, Huang SW, Lee JM, Andersson M, Bartalesi A, Reinecke BN, Handrup K, Tarawneh H, Sankari R, Knudsen J, Schnadt J, Sâthe C, Urpelainen S. 2021. Upgrade of the SPECIES beamline at the MAX IV Laboratory. *Journal of Synchrotron Radiation*. 28:588-601. <https://doi.org/10.1107/S1600577521000564>
171. Wittwer F, Lyubomirskiy M, Koch F, Kahnt M, Seyrich M, Garrevoet J, David C, Schroer CG. 2021. Upscaling of multi-beam x-ray ptychography for efficient x-ray microscopy with high resolution and large field of view. *Applied Physics Letters*. 118(17):Article 171102. <https://doi.org/10.1063/5.0045571>
172. Maliakkal CB, Tornberg M, Jacobsson D, Lehmann S, Dick KA. 2021. Vapor-solid-solid growth dynamics in GaAs nanowires. *Nanoscale Advances*. 3(20):5928-5940. <https://doi.org/10.1039/d1na00345c>

173. Zhang Z, Suchan K, Li J, Hetherington C, Kiligaridis A, Unger E, Scheblykin IG, Wallentin J. 2021. Vertically Aligned CsPbBr₃ Nanowire Arrays with Template-Induced Crystal Phase Transition and Stability. *Journal of Physical Chemistry C*. 125(8):4860-4868. <https://doi.org/10.1021/acs.jpcc.0c11217>
174. Elsayed MH, Jayakumar J, Abdellah M, Mansoure TH, Zheng K, Elewa AM, Chang CL, Ting LY, Lin WC, Yu HH, Wang WH, Chung CC, Chou HH. 2021. Visible-light-driven hydrogen evolution using nitrogen-doped carbon quantum dot-implanted polymer dots as metal-free photocatalysts. *Applied Catalysis B: Environmental*. 283:Article 119659. <https://doi.org/10.1016/j.apcatb.2020.119659>
175. Hrachowina L, Anttu N, Borgström MT. 2021. Wafer-Scale Synthesis and Optical Characterization of InP Nanowire Arrays for Solar Cells. *Nano Letters*. 21(17):7347-7353. <https://doi.org/10.1021/acs.nanolett.1c02542>
176. Ly KCS, Jimenez MJM, Cucatti S, Volpati D, Pereira-da-Silva MA, Shimizu FM, Almeida TP, Rodrigues V, da Silva JAF, Alvarez F, Riul A. 2021. Water enabled self-healing polymeric coating with reduced graphene oxide-reinforcement for sensors. *Sensors and Actuators Reports*. 3:Article 100059. <https://doi.org/10.1016/j.snr.2021.100059>
177. Persson H, Lenrick F, Franca L, Ståhl JE, Bushlya V. 2021. Wear mechanisms of PcBN tools when machining AISI 316L. *Ceramics International*. 47(22):31894-31906. <https://doi.org/10.1016/j.ceramint.2021.08.075>
178. Holderer O, Koutsioubas A, Garvey CJ, Nylander T. 2021. Editorial: Membrane Structure and Dynamics Studied With Neutron Scattering. *Frontiers in Chemistry*. 9:Article 732062. <https://doi.org/10.3389/fchem.2021.732062>
179. Linke H, Parrondo JMR. 2021. Tuning up Maxwell's demon. *Proceedings of the National Academy of Sciences of the United States of America*. 118(26). <https://doi.org/10.1073/pnas.2108218118>
180. Mikaelsson S, Vogelsang J, Guo C, Sytceвич I, Viotti AL, Langer F, Cheng YC, Nandi S, Jin W, Olofsson A, Weissenbilder R, Mauritsson J, Anne LH, Gisselbrecht M, Arnold CL. 2021. A high-repetition rate attosecond light source for time-resolved coincidence spectroscopy. In *Frontiers in Optics and Photonics*. Mouton de Gruyter. pp. 119-130. <https://doi.org/10.1515/9783110710687-011>
181. Cao Z, Wu Z, Faghri M, Sundén B. 2021. Coating engineering for boiling heat transfer toward immersion cooling. In *Advances in Heat Transfer*. Academic Press. (Advances in Heat Transfer). <https://doi.org/10.1016/bs.aiht.2021.06.002>
182. Bi Z, Chen Z, Danesh F, Samuelson L. 2021. From nanoLEDs to the realization of RGB-emitting microLEDs. In *Semiconductors and Semimetals: Micro LEDs*. Academic Press. pp. 223-251. (Semiconductors and Semimetals). <https://doi.org/10.1016/bs.semsem.2021.01.001>
183. Timm R, Mikkelsen A. 2021. Surface functionalization of III-V Nanowires. Fukata N, Rurali R, editors. In *Fundamental Properties of Semiconductor Nanowires*. Singapore: Springer. pp. 111-141. https://doi.org/10.1007/978-981-15-9050-4_2

184. Arnold CL, Mikaelsson S, Vogelsang J, Guo C, Sytceвич I, Viotti AL, Langer F, Cheng YC, Nandi S, Olofsson A, Weissenbilder R, Mauritsson J, L'Huillier A, Gisselbrecht M. 2021. A high-repetition rate attosecond pulse source for coincidence spectroscopy. In 2021 Conference on Lasers and Electro-Optics Europe and European Quantum Electronics Conference, CLEO/Europe-EQEC 2021. IEEE - Institute of Electrical and Electronics Engineers Inc. (2021 Conference on Lasers and Electro-Optics Europe and European Quantum Electronics Conference, CLEO/Europe-EQEC 2021). <https://doi.org/10.1109/CLEO/Europe-EQEC52157.2021.9542647>
185. Arnold CL, Mikaelsson S, Vogelsang J, Guo C, Sytceвич I, Viotti AL, Langer F, Cheng YC, Nandi S, Olofsson A, Weissenbilder R, Mauritsson J, L'Huillier A, Gisselbrecht M. 2021. A high-repetition rate attosecond pulse source for time-resolved coincidence spectroscopy and nanoscale imaging. In CLEO: QELS_Fundamental Science, CLEO: QELS 2021. Optical Society of America. Article FTu2O.2. (Optics InfoBase Conference Papers).
186. Cao Z, Wu Z, Sundén B. 2021. Bubble dynamics and mechanistic boiling heat transfer prediction on a scored copper surface. In Journal of Physics: Conference Series. Article 012009. (Journal of Physics: Conference Series). <https://doi.org/10.1088/1742-6596/2116/1/012009>
187. Mamidala SR, Persson K-M, Wernersson L-E. 2021. Controlling Filament Stability in Scaled Oxides (3 nm) for High Endurance ($>10^6$) Low Voltage ITO/HfO₂ RRAMs for Future 3D Integration. In 2021 Device Research Conference (DRC). IEEE - Institute of Electrical and Electronics Engineers Inc. <https://doi.org/10.1109/DRC52342.2021.9467131>
188. Andric S, Ohlsson-Fhager L, Wernersson LE. 2021. Design of III-V Vertical Nanowire MOSFETs for Near-Unilateral Millimeter-Wave Operation. In EuMIC 2020 - 2020 15th European Microwave Integrated Circuits Conference. IEEE - Institute of Electrical and Electronics Engineers Inc. pp. 85-88. (EuMIC 2020 - 2020 15th European Microwave Integrated Circuits Conference).
189. Zehender MH, Chen Y, Barrigon E, Marti A, Borgstrom MT, Antolin E. 2021. Design study of a nanowire three-terminal heterojunction bipolar transistor solar cell. In 48th IEEE Photovoltaic Specialists Conference, PVSC 2021. IEEE - Institute of Electrical and Electronics Engineers Inc. pp. 1254-1257. (Conference Record of the IEEE Photovoltaic Specialists Conference). <https://doi.org/10.1109/PVSC43889.2021.9518451>
190. Kryzhanivskyy V, M'Saoubi R, Nordgren A, Bushlya V. 2021. Experimental study and modeling of the heat flux acting on the tool flank when machining. In 18th CIRP Conference on Modeling of Machining Operations (CMMO), Ljubljana, Slovenia, June 15-17, 2021. Elsevier. pp. 97-102. (Procedia CIRP). <https://doi.org/10.1016/j.procir.2021.09.017>
191. Kanziz M, Spadea A, Nallala J, Lima C, Muhamadali H, Denbigh J, Lawrence J, Bakir G, Gardner P, Stone N, Goodacre R, Gough K, Klementieva O. 2021. Review of life science applications using submicron O-PTIR and simultaneous Raman microscopy: a new paradigm in vibrational spectroscopy. In Advanced Chemical Microscopy for Life Science and Translational Medicine 2021. SPIE. Article 1165617. (Proceedings of SPIE). <https://doi.org/10.1117/12.2578662>
192. Löfstrand A, Jafari Jam R, Mumtaz M, Mothander K, Nylander T, Vorobiev A, Rahaman A, Chen WC, Borsali R, Maximov I. 2021. Sequential infiltration synthesis and pattern transfer using 6 nm half-pitch carbohydrate-based fingerprint block copolymer. Sanders DP, Guerrero D, editors. In Advances in Patterning Materials and Processes XXXVIII. SPIE. Article 116120W. (Proceedings of SPIE - The International Society for Optical Engineering). <https://doi.org/10.1117/12.2583803>

193. de Sousa T, Ahadi A, Sjögren E, Orlov D. 2021. Peridynamic modelling of harmonic structured materials under high strain rate deformation. Paper presented at 14th World Congress on Computational Mechanics (WCCM). <https://doi.org/10.23967/wccm-eccomas.2020.279>
194. Seifner M, Snellman M, Jacobsson D, Deppert K, Messing M, Dick K. 2021. Dynamic Processes in Metal-Semiconductor Nanoparticle Heterostructures. Abstract from Scandem 2021.
195. Sedrpooshan M, Preger C, Bulbucan CE, Ternero P, Josefsson M, Finizio S, Burke AM, Messing ME, Westerström R. 2021. Engineered Self-assembled Magnetic Nanochains. Abstract from Intermag2021, France.
196. Eom N, Messing M, Johansson J, Deppert K. 2021. General Trends in Core-shell Preferences for Bimetallic Nanoparticles. Abstract from International Conference on Advances in Functional Materials, Los Angeles, United States.
197. Eom N, Messing M, Johansson J, Deppert K. 2021. Sintering Mechanism of Core@Shell Metal@Metal-Oxide Nanoparticles. Abstract from European Aerosol Conference 2021.
198. Eom N, Messing M, Johansson J, Deppert K. 2021. Sintering mechanisms of core@shell metal@metal-oxide nanoparticles. Abstract from International Conference on Advances in Functional Materials, Los Angeles, United States.
199. Snellman M, Eom N, Ek M, Messing M, Deppert K. 2021. Synthesis and characterization of Au@Zn core@shell aerosol nanoparticles generated by spark ablation and on-line PVD. Abstract from European Aerosol Conference 2021.

Myfab Lund Doctoral Theses

1. Ljöfstrand A. 2021. Block Copolymer Nanolithography for Sub-50 nm Structure Applications. Lund: Department of Physics, Lund University. 93 p.
2. Andric S. 2021. III-V Nanowire MOSFET High-Frequency Technology Platform. Department of Electrical and Information Technology, Lund University. 126 p.
3. Mårtensson E. 2021. Kinetic and Thermodynamic Modeling of Nanowire Growth. Lund: Department of Physics, Lund University.
4. Albertin S. 2021. Model catalysts studied by x-rays, visible and infrared light. Lund. 267 p.
5. Shi J. 2021. Nanoscale organization of luminescent materials and their polarization properties investigated by two-dimensional polarization imaging. Lund University (Media-Tryck). 215 p.
6. Malm E. 2021. Numerical and experimental aspect of coherent lensless imaging. Lund University. 164 p.
7. Geijselaers I. 2021. Optical studies of crystal phase heterostructures. Lund: Solid State Physics, Lund University. 112 p.

8. Wittenbecher L. 2021. Time-Resolved Photoemission Electron Microscopy: Development and Applications. Lund, Sweden: Lund University , Department of physics. 306 p.
9. Sivakumar S. 2021. Understanding and Optimization of III-V nanowire growth in Aerotaxy. Lund: Lund University. 102 p.
10. Linpe W. 2021. Using Light to Probe Surface Electrochemical Processes. Lund: Printed in Sweden by Media-Tryck, Lund University. 238 p.
11. Jönsson A. 2021. Vertical Heterostructure III-V MOSFETs for CMOS, RF and Memory Applications. Lund: Electrical and Information Technology, Lund University.

Myfab Chalmers Peer Reviewed Journal and Conference Papers

1. Agulo IJ, Kuzmin L. Responsivity and noise equivalent power of a single cold-electron bolometer. *Applied Sciences (Switzerland)*. 2021;11(10).
2. Alshaykh MS, Wang C, O'Malley NP, Ye Z, Al Noman A, Leaird DE, et al. Optical dual-comb Vernier division of an octave-spanning Kerr microcomb. In: 2021 Conference on Lasers and Electro-Optics, CLEO 2021 - Proceedings. 2021.
3. Andersson G, Bilobran ALO, Scigliuzzo M, de Lima MM, Cole JH, Delsing P. Acoustic spectral hole-burning in a two-level system ensemble. *npj Quantum Information*. 2021;7(1).
4. Arpaia R, Ghiringhelli G. Charge order at high temperature in cuprate superconductors. *Journal of the Physical Society of Japan*. 2021;90(11).
5. Asad M, Jeppson K, Vorobiev A, Bonmann M, Stake J. Enhanced high-frequency performance of top-gated graphene FETs due to substrate-induced improvements in charge carrier saturation velocity. *IEEE Transactions on Electron Devices*. 2021;68(2):899–902.
6. Barthelemy A, Bergeal N, Bibes M, Caviglia AD, Citro R, Cuoco M, et al. Quasi-two-dimensional electron gas at the oxide interfaces for topological quantum physics. *Europhysics Letters*. 2021;133(1).
7. Beiranvand B, Sobolev A, Larionov MY, Kuzmin L. A distributed terahertz metasurface with cold-electron bolometers for cosmology missions. *Applied Sciences (Switzerland)*. 2021;11(10).
8. Brown R, Lönn B, Pfeiffer R, Frederiksen H, Wickman B. Plasma-Induced Heating Effects on Platinum Nanoparticle Size during Sputter Deposition Synthesis in Polymer and Ionic Liquid Substrates. *Langmuir*. 2021;37(29):8821–8.
9. Bylander J, Gustafsson M. Improved content mastery and written communication through a lab-report assignment with peer review: an example from a quantum engineering course. *European Journal of Physics*. 2021;42(2).
10. Cabello Sánchez J, Drakinskiy V, Stake J, Rodilla H. On-Chip Characterization of High-Loss Liquids Between 750 and 1100 GHz. *IEEE Transactions on Terahertz Science and Technology*. 2021;11(1):113–6.
11. Calavalle F, Dreher P, Pullukattuthara Surendran A, Wan W, Timpel M, Verucchi R, et al. Tailoring Superconductivity in Large-Area Single-Layer NbSe₂ via Self-Assembled Molecular Adlayers. *Nano Letters*. 2021;21(1):136–43.
12. Cherednichenko S, Acharya N, Novoselov E, Drakinskiy V. Low kinetic inductance superconducting MgB₂ nanowires with a 130-picosecond relaxation time for single-photon detection applications. *Superconductor Science and Technology*. 2021;34(4).
13. Ciers A, Kini S, Fitzgerald J, Wang SM, Tassin P, Wieczorek W. Integrated free-space optomechanics with AlGaAs heterostructures. In: 2021 Conference on Lasers and Electro-Optics Europe and European Quantum Electronics Conference, CLEO/Europe-EQEC 2021. 2021.

14. Ciers J, Bergmann MA, Hjort F, Carlin J-F, Grandjean N, Haglund Å. Smooth GaN membranes by polarization-assisted electrochemical etching. *Applied Physics Letters*. 2021;118(6).
15. Constantinian KY, Ovsyannikov G, Kislinski YV, Petrzhik AM, Shadrin AV, Kalaboukhov A. Hybrid superconducting heterostructures with magnetic interlayers. *Radioelektronika, Nanosistemy, Informacionnye Tehnologii*. 2021;13(4):471–8.
16. Deriushkina E, Rebolledo Salgado I, Mazur M, Torres Company V, Andrekson P, Gross S, et al. Characterisation of a Coupled-Core Fiber Using Dual-Comb Swept-Wavelength Interferometry. In: *2021 European Conference on Optical Communication, ECOC 2021*. 2021.
17. Di Paola DM, Walker PM, Emmanuele RPA, Yulin AV, Ciers J, Zaidi Z, et al. Ultrafast-nonlinear ultraviolet pulse modulation in an AlInGaN polariton waveguide operating up to room temperature. *Nature Communications*. 2021;12(1).
18. Dietrich CF, Rudquist P, Collings PJ, Giesselmann F. Interplay between Confinement, Twist Elasticity, and Intrinsic Chirality in Micellar Lyotropic Nematic Liquid Crystals. *Langmuir*. 2021;37(8):2749–58.
19. Ding Yuan C, Wen K-H, Thorsell M, Kordina O, Chen JT, Rorsman N. Thin Al_{0.5}Ga_{0.5}N/GaN HEMTs on QuanFINE® Structure. In: *CS MANTECH 2021 - 2021 International Conference on Compound Semiconductor Manufacturing Technology, Digest of Papers*. 2021. p. 153–5.
20. Enmark M, Fu Y, Nilsson T, Liu J. A Critical Assessment of Nano Enhanced Vapor Chamber Wick Structures for Electronics Cooling. In: *2021 23rd European Microelectronics and Packaging Conference and Exhibition, EMPC 2021*. 2021.
21. Farjana S, Ghaderi M, Rahiminejad S, Haasl S, Enoksson P. Dry film photoresist-based microfabrication: a new method to fabricate millimeter-wave waveguide components. *Micromachines*. 2021;12(3).
22. Farjana S, Ghaderi M, Uz Zaman A, Rahiminejad S, Eriksson T, Hansson J, et al. Realizing a 140 GHz Gap Waveguide-Based Array Antenna by Low-Cost Injection Molding and Micromachining. *Journal of Infrared, Millimeter, and Terahertz Waves*. 2021;In Press.
23. Farjana S, Ghaderi M, Uz Zaman A, Rahiminejad S, Lundgren P, Enoksson P. Low Loss Gap Waveguide Transmission line and Transitions at 220–320 GHz Using Dry Film Micromachining. *IEEE Transactions on Components, Packaging and Manufacturing Technology*. 2021;In Press.
24. Fitzgerald J, Kini S, Wieczorek W, Tassin P. Cavity optomechanics with photonic bound states in the continuum. *PHYSICAL REVIEW RESEARCH*. 2021;3(1).
25. Fitzgerald J, Kini S, Wieczorek W, Tassin P. Nanophotonic Structures for Cavity Optomechanics. In: *2021 Conference on Lasers and Electro-Optics Europe and European Quantum Electronics Conference, CLEO/Europe-EQEC 2021*. 2021.
26. Gan Y, Mirzaei B, Silva JRGD, Chang J, Cherednichenko S, van der Tak F, et al. Low noise MgB₂ hot electron bolometer mixer operated at 5.3 THz and at 20 K. *Applied Physics Letters*. 2021;119(20).

27. Gao J, Nazemosadat Arsanjani SB, Yang Y, Fu S, Tang M, Schröder J, et al. Elliptical-Core Highly Nonlinear Few-Mode Fiber Based OXC for WDM-MDM Networks. *IEEE Journal of Selected Topics in Quantum Electronics*. 2021;27(2).
28. Golubev D, Il'ichev E, Kuzmin L. Single-Photon Detection with a Josephson Junction Coupled to a Resonator. *Physical Review Applied*. 2021;16(1).
29. Goyvaerts J, Grabowski A, Gustavsson J, Kumari S, Stassen A, Baets RG, et al. Enabling VCSEL-on-silicon nitride photonic integrated circuits with micro-transfer-printing. *Optica*. 2021;8(12):1573–80.
30. de Graaf SE, Mahashabde S, Kubatkin S, Tzalenchuk A, Danilov A. Quantifying dynamics and interactions of individual spurious low-energy fluctuators in superconducting circuits. *Physical Review B*. 2021;103(17).
31. Grabowski A, Gustavsson J, He ZS, Larsson A. Large-Signal Equivalent Circuit for Datacom VCSELS. *Journal of Lightwave Technology*. 2021;39(10):3225–36.
32. Gunbina AA, Mahashabde S, Tarasov M, Yakopov GV, Yusupov R, Chekushkin A, et al. A 90 GHz SINIS detector with 2 GHz readout. *IEEE Transactions on Applied Superconductivity*. 2021;31(5).
33. Hamed A, Asad M, Wei M-D, Vorobiev A, Stake J, negra R. Integrated 10-GHz Graphene FET Amplifier. *IEEE Journal of Microwaves*. 2021;1(3):821–6.
34. Haque MM, Li Q, Rigato C, Rajendra Babu Kalai Arasi A, Smith AD, Lundgren P, et al. Identification of self-discharge mechanisms of ionic liquid electrolyte based supercapacitor under high-temperature operation. *Journal of Power Sources*. 2021;485.
35. Hjort F, Enslin J, Cobet M, Bergmann MA, Gustavsson J, Kolbe T, et al. A 310 nm Optically Pumped AlGaIn Vertical-Cavity Surface-Emitting Laser. *ACS Photonics*. 2021;8(1):135–41.
36. Hong KB, Chang TC, Hjort F, Lindvall N, Hsieh WH, Huang WH, et al. Monolithic high-index contrast grating mirror for a GaN-based vertical-cavity surface-emitting laser. *Photonics Research*. 2021;9(11):2214–21.
37. Hoque AM, Khokhriakov D, Zollner K, Zhao B, Karpiak B, Fabian J, et al. All-electrical creation and control of spin-galvanic signal in graphene and molybdenum ditelluride heterostructures at room temperature. *Communications Physics*. 2021;4(1).
38. Jahed M, Gustavsson J, Larsson A. VCSEL Wavelength Setting by Intra-Cavity Phase Tuning - Numerical Analysis and Experimental Verification. *IEEE Journal of Quantum Electronics*. 2021;57(6).
39. Jahed M, Gustavsson J, Larsson A. Monolithic Multi-Wavelength VCSEL Arrays with Uniform Performance by Intra-Cavity Phase Tuning. In: *Conference Digest - IEEE International Semiconductor Laser Conference*. 2021.
40. Jayasankar D, Drakinskiy V, Myremark M, Stake J, Sobis P. Design and development of 3.5 THz Schottky-based fundamental mixer. In: *2020 50th European Microwave Conference*. 2021. p. 595–8.

41. Jayasankar D, Drakinskiy V, Rothbart N, Richter H, Lü X, Schrottke L, et al. A 3.5-THz, x6-Harmonic, Single-Ended Schottky Diode Mixer for Frequency Stabilization of Quantum-Cascade Lasers. *IEEE Transactions on Terahertz Science and Technology*. 2021;11(6):684–94.
42. Jayasankar D, Drakinskiy V, Sobis P, Stake J. Development of Supra-THz Schottky Diode Harmonic Mixers. In: *International Conference on Infrared, Millimeter, and Terahertz Waves, IRMMW-THz*. 2021.
43. Jeppson K, Asad M, Stake J. Mobility degradation and series resistance in graphene field-effect transistors. *IEEE Transactions on Electron Devices*. 2021;68(6):3091–5.
44. Jian J-J, Lee H-Y, Chang EY, Rorsman N, Lee C-T. Investigation of Multiple-Mesa-Nanochannel Array GaN-Based MOSHEMTs with Al₂O₃ Gate Dielectric Layer. *ECS Journal of Solid State Science and Technology*. 2021;10(5).
45. Kini S, Ciers A, Fitzgerald J, Wang SM, Tassin P, Wieczorek W. Double layer photonic crystal membranes in AlGaAs heterostructures for integrated cavity optomechanics. In: *Optics InfoBase Conference Papers*. 2021.
46. Kunakova G, Bauch T, Palermo X, Salvato M, Andzane J, Erts D, et al. High-Mobility Ambipolar Magnetotransport in Topological Insulator Bi₂Se₃ Nanoribbons. *Physical Review Applied*. 2021;16(2).
47. Kuzmin L, Sobolev A, Beiranvand B. Wideband Double-Polarized Array of Cold-Electron Bolometers for OLIMPO Balloon Telescope. *IEEE Transactions on Antennas and Propagation*. 2021;69(3):1427–32.
48. Lee HY, Chang TW, Chang EY, Rorsman N, Lee CT. Fabrication and Characterization of GaN-Based Fin-Channel Array Metal-Oxide-Semiconductor High-Electron Mobility Transistors with Recessed-Gate and Ga₂O₃ Gate Insulator Layer. *IEEE Journal of the Electron Devices Society*. 2021;9:393–9.
49. Li Q, Smith AD, Vyas A, Cornaglia F, Anderson A, Haque MM, et al. Finger Number and Device Performance: A Case Study of Reduced Graphene Oxide Microsupercapacitors. *Physica Status Solidi (B): Basic Research*. 2021;258(2).
50. Liu Y, Zhao C, Sabirsh A, Ye L, Wu X, Lu H, et al. A Novel Graphene Quantum Dot-Based mRNA Delivery Platform. *ChemistryOpen*. 2021;In Press.
51. Mallik SK, Sahoo S, Sahu MC, Gupta SK, Dash SP, Ahuja R, et al. Salt-assisted growth of monolayer MoS₂ for high-performance hysteresis-free field-effect transistor. *Journal of Applied Physics*. 2021;129(14).
52. Marciniak M, Chang TS, Lu TC, Hjort F, Haglund Å, Marona Ł, et al. Impact of Stripe Shape on the Reflectivity of Monolithic High Contrast Gratings. *ACS Photonics*. 2021;In Press.
53. Mazur M, Suh MG, Fülöp A, Schröder J, Torres Company V, Karlsson M, et al. High spectral efficiency coherent superchannel transmission with soliton microcombs. *Journal of Lightwave Technology*. 2021;39(13):4367–73.
54. Niepce D, Burnett J, Kudra M, Cole JH, Bylander J. Stability of superconducting resonators: Motional narrowing and the role of Landau-Zener driving of two-level defects. *Science advances*. 2021;7(39).

55. Niherysh KA, Andzane J, Mikhalik MM, Zavadsky SM, Dobrokhotov PL, Lombardi F, et al. Correlation analysis of vibration modes in physical vapour deposited Bi₂Se₃ thin films probed by the Raman mapping technique. *NANOSCALE ADVANCES*. 2021;In Press.
56. Nylander A, Hansson J, Nilsson T, Ye L, Fu Y, Liu J. Degradation of Carbon Nanotube Array Thermal Interface Materials through Thermal Aging: Effects of Bonding, Array Height, and Catalyst Oxidation. *ACS Applied Materials & Interfaces*. 2021;13(26):30992–1000.
57. Osman A, Simon J, Bengtsson A, Kosen S, Krantz P, Perez Lozano D, et al. Simplified Josephson-junction fabrication process for reproducibly high-performance superconducting qubits. *Applied Physics Letters*. 2021;118(6).
58. Pamfil B, Palm R, Vyas A, Staaf H, Rusu C, Folkow P. Multi-Objective Design Optimization of Fractal-based Piezoelectric Energy Harvester. In: *2021 IEEE 20th International Conference on Micro and Nanotechnology for Power Generation and Energy Conversion Applications*. 2021. p. 6–9.
59. Pandit S, Konzock O, Leistner K, Mokkaapati VRSS, Merlo A, Sun J, et al. Graphene coated magnetic nanoparticles facilitate the release of biofuels and oleochemicals from yeast cell factories. *Scientific Reports*. 2021;11(1).
60. Pandit S, Li M, Chen Y, Rahimi S, Mokkaapati VRSS, Merlo A, et al. Graphene-based sensor for detection of bacterial pathogens. *Sensors*. 2021;21(23).
61. Pellicciari J, Karakuzu S, Song Q, Arpaia R, Nag A, Rossi M, et al. Evolution of spin excitations from bulk to monolayer FeSe. *Nature Communications*. 2021;12(1).
62. Persson L, Ciers J, Hjort F, Haglund Å. Thermal wavelength stability of ultraviolet-B vertical-cavity surface-emitting lasers enabled by short cavity length and dielectric mirrors. In 2021.
63. Rebolledo Salgado I, Ye Z, Christensen S, Lei F, Twayana KS, Zelan M, et al. Nonlinear Broadening of Electro-Optic Frequency Combs in All-Normal Dispersion Si₃N₄ Waveguides. In: *2021 Conference on Lasers and Electro-Optics Europe and European Quantum Electronics Conference, CLEO/Europe-EQEC 2021*. 2021.
64. Revin LS, Pimanov DA, Blagodatkin AV, Gordeeva AV, Pankratov AL, Chiginev AV, et al. Spectral characteristics of the double-folded slot antennas with cold-electron bolometers for the 220/240 GHz channels of the LSPE instrument. *Applied Sciences (Switzerland)*. 2021;11(22).
65. Rudquist P. Revealing the polar nature of a ferroelectric nematic by means of circular alignment. *Scientific Reports*. 2021;11(1).
66. Sawant R, Andr n D, Martins RJ, Khadir S, Verre R, K ll M, et al. Aberration-corrected large-scale hybrid metalenses. *Optica*. 2021;8(11):1405–11.
67. Scigliuzzo M, Calajo G, Ciccarello F, Perez Lozano D, Bengtsson A, Scarlino P, et al. Extensible quantum simulation architecture based on atom-photon bound states in an array of high-impedance resonators. 2021.
68. Seibold G, Arpaia R, Peng YY, Fumagalli R, Braicovich L, Di Castro C, et al. Strange metal behaviour from charge density fluctuations in cuprates. *COMMUNICATIONS PHYSICS*. 2021;4(1).

69. Shtepliuk I, Ivanov IG, Pliatsikas N, Iakimov T, Lara Avila S, Kim KH, et al. Clustering and Morphology Evolution of Gold on Nanostructured Surfaces of Silicon Carbide: Implications for Catalysis and Sensing. *ACS Applied Nano Materials*. 2021;4(2):1282–93.
70. Singh G, Lesne E, Winkler D, Claeson T, Bauch T, Lombardi F, et al. Nanopatterning of weak links in superconducting oxide interfaces. *Nanomaterials*. 2021;11(2):1–11.
71. Tarasov M, Gunbina AA, Chekushkin A, Vdovin VF, Kalaboukhov A. Arrays of sub-terahertz cryogenic metamaterial. *Applied Sciences (Switzerland)*. 2021;11(20).
72. Tarasov M, Gunbina AA, Lemzyakov S, Nagirnaya DV, Fominskii M, Chekushkin A, et al. Development of Josephson Traveling-Wave Parametric Amplifier Based on Aluminum SIS Junctions. *Physics of the Solid State*. 2021;In Press.
73. Tarasov M, Gunbina AA, Yusupov R, Chekushkin A, Nagirnaya DV, Lemzyakov S, et al. Non-Thermal Absorption and Quantum Efficiency of SINIS Bolometer. *IEEE Transactions on Applied Superconductivity*. 2021;31(5).
74. Trinaldo E, Garibaldi A, Lombardi F, Bauch T. Electromigration tuning of the voltage modulation depth in YBa₂Cu₃O_{7-δ} nanowire-based SQUIDs. *Superconductor Science and Technology*. 2021;34(10).
75. Trzaskowska A, Mielcarek S, Wiesner M, Lombardi F, Mroz B. Dispersion of the surface phonons in semiconductor/topological insulator Si/Bi₂Te₃ heterostructure studied by high resolution Brillouin spectroscopy. *Ultrasonics*. 2021;117.
76. Twayana KS, Ye Z, Helgason ÒB, Karlsson M, Torres Company V. Frequency-Comb-Assisted Swept-Wavelength Interferometry. In: *2021 Conference on Lasers and Electro-Optics Europe and European Quantum Electronics Conference, CLEO/Europe-EQEC 2021*. 2021.
77. Twayana KS, Ye Z, Helgason ÒB, Vijayan K, Karlsson M, Torres Company V. Frequency-comb-calibrated swept-wavelength interferometry. *Optics Express*. 2021;29(15):24363–72.
78. Van Der Zon LR, Muñoz P, Pastor D, Girardi M. Compact 8-channel Loop-back AWG based Integrated Comb Processor. In: *IEEE International Conference on Group IV Photonics GFP*. 2021.
79. Velasco A, Vyas A, Wang K, Li Q, Smith AD, Lundgren P, et al. Investigation of vertical carbon nanosheet growth and its potential for microsupercapacitors. In: *Journal of Physics: Conference Series*. 2021.
80. Viti L, Cadore AR, Yang X, Vorobiev A, Muench JE, Watanabe K, et al. Thermoelectric graphene photodetectors with sub-nanosecond response times at terahertz frequencies. In: *Frontiers in Optics and Photonics*. 2021. p. 89–98.
81. Vyas A, Hajibagher SZ, Li Q, Haque MM, Smith AD, Lundgren P, et al. Comparison of Thermally Grown Carbon Nanofiber-Based and Reduced Graphene Oxide-Based CMOS-Compatible Microsupercapacitors. *Physica Status Solidi (B): Basic Research*. 2021;258(2).
82. Vyas A, Hajibagher SZ, Mendez Romero U, Rajendra Babu Kalai Arasi A, Wang E, Lundgren P, et al. Alkyl-Amino Functionalized Reduced-Graphene-Oxide-heptadecan-9-amine-Based Spin-Coated

Microsupercapacitors for On-Chip Low Power Electronics. *Physica Status Solidi (B): Basic Research*. 2021;In Press.

83. Wahlberg E, Arpaia R, Seibold G, Rossi M, Fumagalli R, Trabaldo E, et al. Restored strange metal phase through suppression of charge density waves in underdoped $\text{YBa}_2\text{Cu}_3\text{O}_{7-\delta}$. *Science*. 2021;373(6562):1506–10.
84. Wang C, O'Malley NP, Ye Z, Alshaykh MS, Girardi M, Noman AA, et al. Optical Division of an Octave-Spanning Comb on an All-Silicon Nitride Platform. In: 2021 IEEE Photonics Conference, IPC 2021 - Proceedings. 2021.
85. Yablokov AA, Glushkov EI, Pankratov AL, Gordeeva AV, Kuzmin L, Il'ichev E. Resonant response drives sensitivity of Josephson escape detector. *Chaos, Solitons and Fractals*. 2021;148.
86. Ye Z, Lei F, Twayana KS, Girardi M, Andrekson P, Torres Company V. Integrated, Ultra-Compact High-Q Silicon Nitride Microresonators for Low-Repetition-Rate Soliton Microcombs. *Laser and Photonics Reviews*. 2021;In press.
87. Ye Z, Zhao P, Twayana KS, Karlsson M, Andrekson P, Torres Company V. Ultralow-loss meter-long dispersion-engineered silicon nitride waveguides. In: Optics InfoBase Conference Papers. 2021.
88. Ye Z, Zhao P, Twayana KS, Karlsson M, Torres Company V, Andrekson P. Overcoming the quantum limit of optical amplification in monolithic waveguides. *Science advances*. 2021;7(38).
89. Zehri A, Nilsson T, Fu Y, Liu J. Exploring Graphene Coated Copper Nanoparticles as a multifunctional Nanofiller for Micro-Scaled Copper Paste. In: 2021 23rd European Microelectronics and Packaging Conference and Exhibition, EMPC 2021. 2021.
90. Zhao P, Ye Z, Karlsson M, Torres Company V, Andrekson P. Low-noise Phase-sensitive Parametric Amplifiers Based on Integrated Silicon-Nitride-Waveguides for Optical Signal Processing. *Journal of Lightwave Technology*. 2021;In Press.
91. Zhao P, Ye Z, Karlsson M, Torres Company V, Andrekson P. Overcoming the Quantum Noise Limit with Continuous-wave Phase-Sensitive Parametric Amplification Based on a Single Integrated Silicon-Nitride Waveguide. In: 2021 Optical Fiber Communications Conference and Exhibition, OFC 2021 - Proceedings. 2021.
92. Albinsson D, Bartling S, Nilsson S, Ström H, Fritzsche J, Langhammer C. Shedding light on CO oxidation surface chemistry on single Pt catalyst nanoparticles inside a nanofluidic model pore. *ACS Catalysis*. 2021;11(4):2021–33.
93. Alekseeva S, Strach M, Nilsson S, Fritzsche J, Zhdanov V, Langhammer C. Grain-growth mediated hydrogen sorption kinetics and compensation effect in single Pd nanoparticles. *Nature Communications*. 2021;12(1).
94. Andrén D, Baranov D, Jones S, Volpe G, Verre R, Käll M. Microscopic metavehicles powered and steered by embedded optical metasurfaces. *Nature Nanotechnology*. 2021;In Press.

95. Bernasconi V, Norling K, Gribonika I, Ong LC, Burazerovic S, Parveen N, et al. A vaccine combination of lipid nanoparticles and a cholera toxin adjuvant derivative greatly improves lung protection against influenza virus infection. *Mucosal Immunology*. 2021;14(2):523–36.
96. Brown R, Lönn B, Pfeiffer R, Frederiksen H, Wickman B. Plasma-Induced Heating Effects on Platinum Nanoparticle Size during Sputter Deposition Synthesis in Polymer and Ionic Liquid Substrates. *Langmuir*. 2021;37(29):8821–8.
97. Canales Ramos A, Baranov D, Antosiewicz T, Shegai T. Abundance of cavity-free polaritonic states in resonant materials and nanostructures. *Journal of Chemical Physics*. 2021;154(2).
98. Chen Y, Lerch S, Say Z, Tiburski C, Langhammer C, Moth-Poulsen K. Catalytically active and thermally stable core-shell gold-silica nanorods for CO oxidation. *RSC Advances*. 2021;11(19):11642–50.
99. Albinsson D, Bartling S, Nilsson S, Ström H, Fritzsche J, Langhammer C. Shedding light on CO oxidation surface chemistry on single Pt catalyst nanoparticles inside a nanofluidic model pore. *ACS Catalysis*. 2021;11(4):2021–33.
100. Andrén D, Baranov D, Jones S, Volpe G, Verre R, Käll M. Microscopic metavehicles powered and steered by embedded optical metasurfaces. *Nature Nanotechnology*. 2021;In Press.
101. Armanious A, Agnarsson B, Lundgren A, Zhdanov V, Höök F. Determination of Nanosized Adsorbate Mass in Solution Using Mechanical Resonators: Elimination of the so Far Inseparable Liquid Contribution. *Journal of Physical Chemistry C*. 2021;125(41):22733–46.
102. Brown R, Lönn B, Pfeiffer R, Frederiksen H, Wickman B. Plasma-Induced Heating Effects on Platinum Nanoparticle Size during Sputter Deposition Synthesis in Polymer and Ionic Liquid Substrates. *Langmuir*. 2021;37(29):8821–8.
103. Canales Ramos A. Strong light-matter coupling: from traditional to cavity-free polaritons. 2021.
104. Canales Ramos A, Baranov D, Antosiewicz T, Shegai T. Abundance of cavity-free polaritonic states in resonant materials and nanostructures. *Journal of Chemical Physics*. 2021;154(2).
105. Cantono G, Permogorov A, Ferri J, Smetanina E, Dmitriev A, Persson A, et al. Laser-driven proton acceleration from ultrathin foils with nanoholes. *Scientific Reports*. 2021;11(1).
106. Chen Y, Lerch S, Say Z, Tiburski C, Langhammer C, Moth-Poulsen K. Catalytically active and thermally stable core-shell gold-silica nanorods for CO oxidation. *RSC Advances*. 2021;11(19):11642–50.
107. Hertzog M, Munkhbat B, Baranov D, Shegai T, Börjesson K. Enhancing Vibrational Light-Matter Coupling Strength beyond the Molecular Concentration Limit Using Plasmonic Arrays. *Nano Letters*. 2021;21(3):1320–6.
108. Munkhbat B, Canales Ramos A, Küçüköz B, Baranov D, Shegai T. Tunable self-assembled Casimir microcavities and polaritons. *Nature*. 2021;597(7875):214–9.
109. Murphy C, Nugroho FAA, Härelind H, Hellberg L, Langhammer C. Plasmonic Temperature-Programmed Desorption. *Nano Letters*. 2021;21(1):353–9.

110. Pandit S, Rahimi S, Derouiche A, Boulaoued A, Mijakovic I. Sustained release of usnic acid from graphene coatings ensures long term antibiofilm protection. *Scientific Reports*. 2021;11(1).
111. Sawant R, Andrén D, Martins RJ, Khadir S, Verre R, Käll M, et al. Aberration-corrected large-scale hybrid metalenses. *Optica*. 2021;8(11):1405–11.
112. Spodnivakova B, Jungová H, Käll M, Fritzsche J, Langhammer C. Nanoplasmonic–nanofluidic single-molecule biosensors for ultrasmall sample volumes. *ACS Sensors*. 2021;6(1):73–82.
113. Darmadi I, Khairunnisa SZ, Tomecek D, Langhammer C. Optimization of the Composition of PdAuCu Ternary Alloy Nanoparticles for Plasmonic Hydrogen Sensing. *ACS Applied Nano Materials*. 2021;In Press.
114. Dietrich CF, Rudquist P, Collings PJ, Giesselmann F. Interplay between Confinement, Twist Elasticity, and Intrinsic Chirality in Micellar Lyotropic Nematic Liquid Crystals. *Langmuir*. 2021;37(8):2749–58.
115. Gustafsson H, Nissa J, Pace H, Wahlsten O, Gunnarsson A, Simon DT, et al. Formation of Supported Lipid Bilayers Derived from Vesicles of Various Compositional Complexity on Conducting Polymer/Silica Substrates. *Langmuir*. 2021;37(18):5494–505.
116. Hakimioun AH, Dietze E, Vandegehuchte BD, Curulla-Ferre D, Joos L, Plessow PN, et al. Theoretical Investigation of the Size Effect on the Oxygen Adsorption Energy of Coinage Metal Nanoparticles. *Catalysis Letters*. 2021;In Press.
117. Kesarimangalam S, Sewunet T, Wangchinda W, Tangkoskul T, Thamlikitkul V, Giske CG, et al. Optical dna mapping of plasmids reveals clonal spread of carbapenem-resistant klebsiella pneumoniae in a large thai hospital. *Antibiotics*. 2021;10(9).
118. Khadir S, Andrén D, Verre R, Song Q, Monneret S, Genevet P, et al. Metasurface Optical Characterization Using Quadriwave Lateral Shearing Interferometry. *ACS Photonics*. 2021;8(2):603–13.
119. Richter H, Rothbart N, Wienold M, Lü X, Schrottke L, T. Grahn H, et al. Phase Locking of 3.5-THz and 4.7-THz Quantum-Cascade Lasers Using a Schottky Diode Harmonic Mixer . In: *International Conference on Infrared, Millimeter, and Terahertz Waves, IRMMW-THz*. 2021.
120. Swapnasrita S, Albinsson D, Pesch GR, Ström H, Langhammer C, Mädler L. Unravelling CO oxidation reaction kinetics on single Pd nanoparticles in nanoconfinement using a nanofluidic reactor and DSMC simulations. *Chemical Engineering Science: X*. 2021;9.
121. Tiburski C, Boje A, Nilsson S, Say Z, Fritzsche J, Ström H, et al. Light-Off in Plasmon-Mediated Photocatalysis. *ACS Nano*. 2021;15(7):11535–42.
122. Viti L, Cadore AR, Purdie DG, Muench JE, Yang X, Watanabe K, et al. High-speed hBN/graphene/hBN room-temperature terahertz nano-receivers. In: *Proceedings of SPIE - The International Society for Optical Engineering*. 2021.
123. Rodriguez Palomo A, Lutz-Bueno V, Cao X, Kádár R, Andersson M, Liebi M. In Situ Visualization of the Structural Evolution and Alignment of Lyotropic Liquid Crystals in Confined Flow. *Small*. 2021;17(7).

124. Rodriguez Palomo A, Lutz-Bueno V, Guizar-Sicairos M, Kádár R, Andersson M, Liebi M. Nanostructure and anisotropy of 3D printed lyotropic liquid crystals studied by scattering and birefringence imaging. *Additive Manufacturing*. 2021;47.
125. Hoier P, Hammersberg P, Klement U, Krajnik P. On assessing grindability of recycled and ore-based crankshaft steel: an approach combining data analysis with material science. In: *Procedia CIRP*. 2021. p. 1601–6.
126. Holmberg J, Wretland A, Hammersberg P, Berglund J, Suárez A, Beno T. Surface integrity investigations for prediction of fatigue properties after machining of alloy 718. *International Journal of Fatigue*. 2021;144.
127. Tam E, Hammersberg P, Persson G, Olavison J. Case depth evaluation of induction-hardened camshaft by using magnetic Barkhausen noise (MBN) method. *Nondestructive Testing and Evaluation*. 2021;36(5):494–514.
128. Jiang K, Humbert N, Kesari mangalam S, Rouzina I, Mely Y, Westerlund F. The HIV-1 nucleocapsid chaperone protein forms locally compacted globules on long double-stranded DNA. *Nucleic Acids Research*. 2021;49(8):4550–63.
129. Karami N, Kesari mangalam S, Yazdanshenas S, Lin YL, Jaén-Luchoro D, Ekedahl E, et al. Identity of bla<inf>ctx-m</inf> carrying plasmids in sequential esbl-e. Coli isolates from patients with recurrent urinary tract infections. *Microorganisms*. 2021;9(6).
130. Kesari mangalam S, Lin YL, Sewunet T, Wrande M, Sandegren L, Giske CG, et al. A parallelized nanofluidic device for high-throughput optical dna mapping of bacterial plasmids. *Micromachines*. 2021;12(10).
131. Kesari mangalam S, Sewunet T, Wangchinda W, Tangkoskul T, Thamlikitkul V, Giske CG, et al. Optical dna mapping of plasmids reveals clonal spread of carbapenem-resistant klebsiella pneumoniae in a large thai hospital. *Antibiotics*. 2021;10(9).
132. Möller CI, Sharma R, Öz R, Reginato G, Cannavo E, Kesari mangalam S, et al. Single Molecule Experiments Define the Role of Nbs1 and Xrs2 in DNA Tethering by MRN and MRX in DSB Repair. In 2021.
133. Öz R, Wang JL, Guerois R, Goyal G, Kesari mangalam S, Ropars V, et al. Dynamics of Ku and bacterial non-homologous end-joining characterized using single DNA molecule analysis. *Nucleic Acids Research*. 2021;49(5):2629–41.
134. Chen Y, Pandit S, Rahimi S, Mijakovic I. Interactions Between Graphene-Based Materials and Biological Surfaces: A Review of Underlying Molecular Mechanisms. *Advanced Materials Interfaces*. 2021;8(24).
135. Pandit S, Gaska K, Kádár R, Mijakovic I. Graphene-Based Antimicrobial Biomedical Surfaces. *ChemPhysChem*. 2021;22(3):250–63.
136. Pandit S, Konzock O, Leistner K, Mokkapati VRSS, Merlo A, Sun J, et al. Graphene coated magnetic nanoparticles facilitate the release of biofuels and oleochemicals from yeast cell factories. *Scientific Reports*. 2021;11(1).

137. Pandit S, Li M, Chen Y, Rahimi S, Mokkaapati VRSS, Merlo A, et al. Graphene-based sensor for detection of bacterial pathogens. *Sensors*. 2021;21(23).
138. Pandit S, Rahimi S, Derouiche A, Boulaoued A, Mijakovic I. Sustained release of usnic acid from graphene coatings ensures long term antibiofilm protection. *Scientific Reports*. 2021;11(1).
139. Singh P, Pandit S, Jers C, Joshi AS, Garnæs J, Mijakovic I. Silver nanoparticles produced from *Cedecea* sp. exhibit antibiofilm activity and remarkable stability. *Scientific Reports*. 2021;11(1).
140. Xiong K, Olsson O, Svirelis J, Palasingh C, Baumberg J, Dahlin A. Video Speed Switching of Plasmonic Structural Colors with High Contrast and Superior Lifetime. *Advanced Materials*. 2021;In Press.
141. Gugole M, Olsson O, Rossi S, Jonsson M, Dahlin A. Electrochromic Inorganic Nanostructures with High Chromaticity and Superior Brightness. *Nano Letters*. 2021;21(10):4343–50.
142. Andersson J, Ferrand-Drake Del Castillo G, Bilotto P, Höök F, Valtiner M, Dahlin A. Control of Polymer Brush Morphology, Rheology, and Protein Repulsion by Hydrogen Bond Complexation. *Langmuir*. 2021;37(16):4943–52.
143. Andersson J, Svirelis J, Dahlin A. Solid state nanopores functionalized with polymer brushes. In: *European Biophysics Journal*. 2021. p. 68–68. Fragasso A, de Vries HW, Andersson J, van der Sluis EO, van der Giessen E, Dahlin A, et al. A designer FG-Nup that reconstitutes the selective transport barrier of the nuclear pore complex. *Nature Communications*. 2021;12(1):2010.
144. Thiele S, Andersson J, Dahlin A, Hailes R. Tuning the Thermoresponsive Behavior of Surface-Attached PNIPAM Networks: Varying the Crosslinker Content in SI-ATRP. *Langmuir*. 2021;37(11):3391–8.
145. Gouda A, López CD, Desmaris V, Meledin D, Pavolotskiy A, Belitsky V. Millimeter-Wave Wideband Waveguide Power Divider with Improved Isolation between Output Ports. *IEEE Transactions on Terahertz Science and Technology*. 2021;11(4):408–16.
146. Albertsson, D. I., Zahedinejad, Mohammad, Houshang, Afshin, Khymyn, Roman, Åkerman, Johan, Rusu, A., Rusu, Ana, Albertsson, Dagur Ingi & Akerman, Johan (2021). Ultrafast Ising Machines using spin torque nano-oscillators. *Applied Physics Letters*. 118:11
147. Kuttruff, Joel, Gabbani, Alessio, Petrucci, Gaia, Zhao, Yingqi, Iarossi, Marzia, Pedrueza-Villalmanzo, Esteban, Dmitriev, Alexandre, Parracino, Antonietta, Strangi, Giuseppe, De Angelis, Francesco, Brida, Daniele, Pineider, Francesco, Maccaferri, Nicolò, Pineider, F., Pedrueza Villalmanzo, Esteban, Dmitriev, Alexander, Gabbani, A., Maccaferri, N. & Maccaferri, Nicolò, 'Magneto-Optical Activity in Nonmagnetic Hyperbolic Nanoparticles', *Physical Review Letters*., 127, 2021
148. Kuttruff, Joel, Gabbani, Alessio, Petrucci, Gaia, Zhao, Yingqi, Iarossi, Marzia, Pedrueza-Villalmanzo, Esteban, Dmitriev, Alexandre, Parracino, Antonietta, Strangi, Giuseppe, De Angelis, Francesco, Brida, Daniele, Pineider, Francesco & Maccaferri, Nicolò, 'Magneto-Optical Activity in Nonmagnetic Hyperbolic Nanoparticles', *Physical Review Letters*., 127:21, 2021

149. Petrucci, Gaia, Gabbani, Alessio, Faniayeu, Ihar, Pedrueza Villalmanzo, Esteban, Cucinotta, Giuseppe, Atzori, Matteo, Dmitriev, Alexandre, Pineider, Francesco, Pineider, F., Cucinotta, G., Petrucci, G., Atzori, M., Gabbani, A. & Pedrueza-Villalmanzo, Esteban, 'Macroscopic magneto-chiroptical metasurfaces', *Applied Physics Letters.*, 118:25, 2021
150. Fanyaev, I. & Faniayeu, Ihar, 'Synthesis of novel 8 x 8 beam-forming network for broadband multibeam antenna array', *International Journal of Rf and Microwave Computer-Aided Engineering.*, 2021

Myfab Chalmers Doctoral Theses

1. Asad M. Impact of adjacent dielectrics on the high-frequency performance of graphene field-effect transistors. 2021.
2. Haque MM. Electrolyte evaluation and engineering for the performance enhancement of electrochemical capacitors. 2021.
3. Hjort F. Ultraviolet vertical-cavity surface-emitting lasers and vertical microcavities for blue lasers. 2021.
4. Jahed M. VCSEL and Integration Techniques for Wavelength-Multiplexed Optical Interconnects. 2021.
5. Karpiak B. Spin and magneto transport in van der Waals heterostructures of graphene with ferromagnets. 2021.
6. Liu Y. Exploration of Graphene-like 2D Materials for Energy Management and Interface Enhancement Applications. 2021.
7. Nylander A. Fundamental Characterization of Low Dimensional Carbon Nanomaterials for 3D Electronics Packaging. 2021.
8. Scigliuzzo M. Effects of the environment on quantum systems: decoherence, bound states and high impedance in superconducting circuits. 2021.
9. Wahlberg E. Reshaping the phase diagram of $\text{YBa}_2\text{Cu}_3\text{O}_{7-\delta}$ through strain in ultrathin films and nanowires. 2021.
10. Ye Z. Ultralow-loss silicon nitride waveguides for nonlinear optics. 2021.
11. Zehri A. Characterization of Multifunctional Nanomaterials for Electronics Thermal Management and Sintering Applications. 2021.
12. Andr n D. Momentum exchange between light and nanostructured matter. 2021.
13. Darmadi I. Polymer-Nanoparticle Hybrid Materials for Plasmonic Hydrogen Detection. 2021.

14. Malekian B. Novel Functionalized Nanopores for Plasmonic Sensing. 2021.
15. Khokhriakov D. Graphene spin circuits and spin-orbit phenomena in van der Waals heterostructures with topological insulators. 2021.

Myfab Uppsala Peer Reviewed Journal and Conference Papers

Myfab Uppsala Peer Reviewed Journal and Conference Papers

- 1) Abdi, Z., Bagheri, R., Reza Mohammadi, M., Song, Z., Görlin, M., Dau, H., & Najafpour, M. M. (2021). In Situ Synthesis of Manganese Oxide as an Oxygen-Evolving Catalyst : A New Strategy. *Chemistry - A European Journal*, 27(4), 1330–1336. <https://doi.org/10.1002/chem.202002942>
- 2) Aboulfadl, H., Sopiha, K., Keller, J., Larsen, J. K., Scragg, J. J., Persson, C., ... Edoff, M. (2021). Alkali Dispersion in (Ag,Cu)(In,Ga)Se-2 Thin Film Solar Cells-Insight from Theory and Experiment. *ACS Applied Materials and Interfaces*, 13(6), 7188–7199. <https://doi.org/10.1021/acscami.0c20539>
- 3) Ahlberg Tidblad, A., Edström, K., Hernández, G., de Meatza, I., Landa-Medrano, I., Biendicho, J. J., ... Kotak, B. S. (2021). [Review of Future Material Developments for Electric Vehicle Battery Cells Answering Growing Demands from an End-User Perspective]. *Energies*, 14(14). <https://doi.org/10.3390/en14144223>
- 4) Ali, H., Ruzs, J., Warnatz, T., Hjörvarsson, B., & Leifer, K. (2021). Simultaneous mapping of EMCD signals and crystal orientations in a transmission electron microscope. *Scientific Reports*, 11. Published. <https://doi.org/10.1038/s41598-021-81071-4>
- 5) Al-Mukadam, R., Goetz, I., Stolpe, M., & Deubener, J. (2021). Viscosity of metallic glass-forming liquids based on Zr by fast-scanning calorimetry. *Acta Materialia*, 221. Published. <https://doi.org/10.1016/j.actamat.2021.117370>
- 6) Andruszkiewicz, A., Zhang, X., Johansson, M. B., Yuan, L., & Johansson, E. M. J. (2021). Perovskite and quantum dot tandem solar cells with interlayer modification for improved optical semitransparency and stability. *Nanoscale*, 13(12), 6234–6240. <https://doi.org/10.1039/d0nr08375e>
- 7) Asan, N. B., Hassan, E., Perez, M. D., Joseph, L., Berggren, M., Voigt, T., & Augustine, R. (2021). Fat-IntraBody Communication at 5.8 GHz : Verification of Dynamic Body Movement Effects Using Computer Simulation and Experiments. *IEEE Access*, 9, 48429–48445. <https://doi.org/10.1109/ACCESS.2021.3068400>
- 8) Atak, G., Bayrak Pehlivan, I., Montero Amenedo, J., Granqvist, C. G., & Niklasson, G. (2021). Electrochromic tungsten oxide films prepared by sputtering : Optimizing cycling durability by judicious choice of deposition parameters. *Electrochimica Acta*, 367. Published. <https://doi.org/10.1016/j.electacta.2020.137233>
- 9) Atif, A. R., Pujari-Palmer, M., Tenje, M., & Mestres, G. (2021). A microfluidics-based method for culturing osteoblasts on biomimetic hydroxyapatite. *Acta Biomaterialia*, 127, 327–337. <https://doi.org/10.1016/j.actbio.2021.03.046>
- 10) Bai, X., Liu, W., Xu, L., Ye, Q., Zhou, H., Berg, C., ... Xia, W. (2021). Sequential macrophage transition facilitates endogenous bone regeneration induced by Zn-doped porous microcrystalline bioactive glass. *Journal of Materials Chemistry. B*, 9(12), 2885–2898. <https://doi.org/10.1039/d0tb02884c>
- 11) Banin, U., Waiskopf, N., Hammarström, L., Boschloo, G., Freitag, M., Johansson, E. M. J., ... Brudvig, G. W. (2021). Nanotechnology for catalysis and solar energy conversion. *Nanotechnology*, 32(4). <https://doi.org/10.1088/1361-6528/abbce8>
- 12) Bayrak Pehlivan, I., Atak, G., Niklasson, G., Stolt, L., Edoff, M., & Edvinsson, T. (2021). Electrochromic solar water splitting using a cathodic WO₃ electrocatalyst. *Nano Energy*, 81. Published. <https://doi.org/10.1016/j.nanoen.2020.105620>

- 13) Bayrak Pehlivan, I., Oscarsson, J., Qiu, Z., Stolt, L., Edoff, M., & Edvinsson, T. (2021). NiMoV and NiO-based catalysts for efficient solar-driven water splitting using thermally integrated photovoltaics in a scalable approach. *iScience*, 24(1). <https://doi.org/10.1016/j.isci.2020.101910>
- 14) Berg, C., Unosson, E., Engqvist, H., & Xia, W. (2021). Comparative study of technologies for tubule occlusion and treatment of dentin hypersensitivity. *Journal of Functional Biomaterials*, 12(2). <https://doi.org/10.3390/jfb12020027>
- 15) Bilousov, O. V., Voznyi, A., Landeke-Wilsmark, B., Villamayor, M. M. S., Nyberg, T., & Hägglund, C. (2021). Substrate Effects on Crystal Phase in Atomic Layer Deposition of Tin Monosulfide. *Chemistry of Materials*, 33(8), 2901–2912. <https://doi.org/10.1021/acs.chemmater.1c00241>
- 16) Blanco, M. V., Renman, V., Zhu, J., Vullum-Bruer, F., & Svensson, A. M. (2021). Optimizing carbon coating parameters for obtaining SiO₂/C anodes with improved electrochemical performance. *Journal of Solid State Electrochemistry*, 25(4), 1339–1351. <https://doi.org/10.1007/s10008-021-04912-2>
- 17) Blasi-Romero, A., Palo-Nieto, C., Sandström, C., Lindh, J., Strømme, M., & Ferraz, N. (2021). In Vitro Investigation of Thiol-Functionalized Cellulose Nanofibrils as a Chronic Wound Environment Modulator. *Polymers*, 13(2). <https://doi.org/10.3390/polym13020249>
- 18) Camut, J., Pham, N. H., Truong, D. Y. N., Castillo-Hernandez, G., Farahi, N., Yasseri, M., ... de Boor, J. (2021). Aluminum as promising electrode for Mg-2(Si,Sn)-based thermoelectric devices. *Materials Today Energy*, 21. Published. <https://doi.org/10.1016/j.mtener.2021.100718>
- 19) Cantoni, F., Werr, G., Barbe, L., Porras, A. M., & Tenje, M. (2021). A microfluidic chip carrier including temperature control and perfusion system for long-term cell imaging. *HardwareX*, 10, e00245. <https://doi.org/10.1016/j.ohx.2021.e00245>
- 20) Casillas-Trujillo, L., Osinger, B., Lindblad, R., Karlsson, D., Abrikosov, A. I., Fritze, S., ... Lewin, E. (2021). Experimental and theoretical evidence of charge transfer in multi-component alloys : how chemical interactions reduce atomic size mismatch. *Materials Chemistry Frontiers*, 5(15), 5746–5759. <https://doi.org/10.1039/d1qm00380a>
- 21) Castner, A. T., Johnson, B. A., Cohen, S. M., & Ott, S. (2021). Mimicking the Electron Transport Chain and Active Site of [FeFe] Hydrogenases in One Metal-Organic Framework : Factors That Influence Charge Transport. *Journal of the American Chemical Society*, 143(21), 7991–7999. <https://doi.org/10.1021/jacs.1c01361>
- 22) Cavallaro, S., Hååg, P., Sahu, S. S., Berisha, L., Kaminsky, V. O., Ekman, S., ... Dev, A. (2021). Multiplexed electrokinetic sensor for detection and therapy monitoring of extracellular vesicles from liquid biopsies of non-small-cell lung cancer patients. *Biosensors & Bioelectronics*, 193. Published. <https://doi.org/10.1016/j.bios.2021.113568>
- 23) Cavallaro, S., Hååg, P., Viktorsson, K., Krozer, A., Fogel, K., Lewensohn, R., ... Dev, A. (2021). Comparison and optimization of nanoscale extracellular vesicle imaging by scanning electron microscopy for accurate size-based profiling and morphological analysis. *Nanoscale Advances*, 3(11), 3053–3063. <https://doi.org/10.1039/d0na00948b>
- 24) Cavallaro, S., Pevere, F., Stridfeldt, F., Görgens, A., Paba, C., Sahu, S. S., ... Dev, A. (2021). Multiparametric Profiling of Single Nanoscale Extracellular Vesicles by Combined Atomic Force and Fluorescence Microscopy : Correlation and Heterogeneity in Their Molecular and Biophysical Features. *Small*, 17(14). <https://doi.org/10.1002/smll.202008155>
- 25) Cedervall, J., Clulow, R., Boström, H., Joshi, D. C., Andersson, M., Mathieu, R., ... Shafeie, S. (2021). Phase stability and structural transitions in compositionally complex LnMO(3) perovskites. *Journal of Solid State Chemistry*, 300. Published. <https://doi.org/10.1016/j.jssc.2021.122213>

- 26) Chai, Z. (2021). [Review of Light-Driven Alcohol Splitting by Heterogeneous Photocatalysis : Recent Advances, Mechanism and Prospects]. *Chemistry - An Asian Journal*, 16(5), 460–473. <https://doi.org/10.1002/asia.202001312>
- 27) Chen, J., Jia, D., Johansson, E., Hagfeldt, A., & Zhang, X. (2021). [Review of Emerging perovskite quantum dot solar cells : feasible approaches to boost performance]. *Energy & Environmental Science*, 14(1), 224–261. <https://doi.org/10.1039/d0ee02900a>
- 28) Chen, J., Zheng, S., Jia, D., Liu, W., Andruszkiewicz, A., Qin, C., ... Zhang, X. (2021). Regulating Thiol Ligands of p-Type Colloidal Quantum Dots for Efficient Infrared Solar Cells. *ACS Energy Letters*, 6(5), 1970–1989. <https://doi.org/10.1021/acsenergylett.1c00475>
- 29) Chen, L., Wen, C., Zhang, S.-L., Wang, Z. L., & Zhang, Z.-B. (2021). Artificial tactile peripheral nervous system supported by self-power transducers. *Nano Energy*, 82. Published. <https://doi.org/10.1016/j.nanoen.2020.105680>
- 30) Cheng, K., Zhu, W., Weng, X., Zhang, L., Yang, L., Han, C., & Xia, W. (2021). Injectable tricalcium phosphate/calcium sulfate granule enhances bone repair by reversible setting reaction. *Biochemical and Biophysical Research Communications - BBRC*, 557, 151–158. <https://doi.org/10.1016/j.bbrc.2021.03.145>
- 31) Chien, Y.-C., Jang, H., Brandell, D., & Lacey, M. J. (2021). Poly(Ethylene Glycol-block-2-Ethyl-2-Oxazoline) as Cathode Binder in Lithium-Sulfur Batteries. *ChemistryOpen*, 10(10), 960–965. <https://doi.org/10.1002/open.202100155>
- 32) Choi, Y. J., Lee, H. Y., Kim, S., & Song, P. K. (2021). Controlled Lattice Thermal Conductivity of Transparent Conductive Oxide Thin Film via Localized Vibration of Doping Atoms. *Nanomaterials*, 11(9). <https://doi.org/10.3390/nano11092363>
- 33) Colbin, S., Mogensen, R., Buckel, A., Wang, Y., Naylor, A. J., Kullgren, J., & Younesi, R. (2021). A Halogen-Free and Flame-Retardant Sodium Electrolyte Compatible with Hard Carbon Anodes. *Advanced Materials Interfaces*, 8(23). <https://doi.org/10.1002/admi.202101135>
- 34) Costa, S. I. R., Choi, Y.-S., Fielding, A. J., Naylor, A. J., Griffin, J. M., Sofer, Z., ... Tapia-Ruiz, N. (2021). Surface engineering strategy using urea to improve the rate performance of Na₂Ti₃O₇ in Na-ion batteries. *Chemistry - A European Journal*, 27(11), 3875–3886. <https://doi.org/10.1002/chem.202003129>
- 35) Couto, R. C., Hua, W., Lindblad, R., Kjellsson, L., Sorensen, S. L., Kubin, M., ... Carravetta, V. (2021). Breaking inversion symmetry by protonation : experimental and theoretical NEXAFS study of the diazynium ion, N₂H⁺. *Physical Chemistry, Chemical Physics - PCCP*, 23(32), 17166–17176. <https://doi.org/10.1039/d1cp02002a>
- 36) Cruz, J., & Hjort, K. (2021a). High-resolution particle separation by inertial focusing in high aspect ratio curved microfluidics. *Scientific Reports*, 11. Published. <https://doi.org/10.1038/s41598-021-93177-w>
- 37) Cruz, J., & Hjort, K. (2021b). The upper limit and lift force within inertial focusing in high aspect ratio curved microfluidics. *Scientific Reports*, 11(1). <https://doi.org/10.1038/s41598-021-85910-2>
- 38) Cruz, J., Hjort, K., & Hjort, K. (2021). Stable 3D Inertial Focusing by High Aspect Ratio Curved Microfluidics. *Journal of Micromechanics and Microengineering*, 31. Published. <https://doi.org/10.1088/1361-6439/abcae7>
- 39) Cui, J., Norberg, M., Andersson, M., Klintberg, L., Sandahl, M., Cunico, L. P., & Turner, C. (2021). Measurement of relative static permittivity and solvatochromic parameters of binary and ternary CO₂-expanded green solvents. *Journal of Supercritical Fluids*, 171. Published. <https://doi.org/10.1016/j.supflu.2021.105196>

- 40) Cunha, J. M. V., Oliveira, K., Lontchi, J., Lopes, T. S., Curado, M. A., Barbosa, J. R. S., ... Salome, P. M. P. (2021). High-Performance and Industrially Viable Nanostructured SiO_x Layers for Interface Passivation in Thin Film Solar Cells. *Solar RRL*, 5(3). <https://doi.org/10.1002/solr.202000534>
- 41) Datt, G., Kotnana, G., Maddu, R., Vallin, Ö., Joshi, D. C., Peddis, D., ... Sarkar, T. (2021). Combined Bottom-Up and Top-Down Approach for Highly Ordered One-Dimensional Composite Nanostructures for Spin Insulatronics. *ACS Applied Materials and Interfaces*, 13(31), 37490–37499. <https://doi.org/10.1021/acsami.1c09582>
- 42) Dematties, D., Wen, C., Perez, M. D., Zhou, D., & Zhang, S.-L. (2021). Deep Learning of Nanopore Sensing Signals Using a Bi-Path Network. *ACS Nano*, 15(9), 14419–14429. <https://doi.org/10.1021/acs.nano.1c03842>
- 43) Dhillon, S., Hernández, G., Wagner, N. P., Svensson, A. M., & Brandell, D. (2021). Modelling capacity fade in silicon-graphite composite electrodes for lithium-ion batteries. *Electrochimica Acta*, 377. Published. <https://doi.org/10.1016/j.electacta.2021.138067>
- 44) Diez-Escudero, A., Andersson, B., Persson, C., & Hailer, N. (2021). Hexagonal pore geometry and the presence of hydroxyapatite enhance deposition of mineralized bone matrix on additively manufactured polylactic acid scaffolds. *Materials Science & Engineering. C, Biomimetic Materials, Sensors and Systems*, 125. Published. <https://doi.org/10.1016/j.msec.2021.112091>
- 45) Ding, Y., Yu, H., Zhao, K., Lin, M., Xiao, S., Ortiz, M., ... Zhang, Z. (2021). Hydrogen-induced transgranular to intergranular fracture transition in bi-crystalline nickel. *Scripta Materialia*, 204. Published. <https://doi.org/10.1016/j.scriptamat.2021.114122>
- 46) Dittrich, L., Petersson, P., Rubel, M., Tran, T., Widdowson, A., Jeps, I., ... Catarino, N. (2021). Fuel retention and erosion-deposition on inner wall cladding tiles in JET-ILW. *Physica Scripta*, 96(12). <https://doi.org/10.1088/1402-4896/ac379e>
- 47) Djurberg, V., Majdi, S., Suntornwipat, N., & Isberg, J. (2021). Investigation of Photoexcitation Energy Impact on Electron Mobility in Single Crystalline CdTe. *Materials*, 14(15). <https://doi.org/10.3390/ma14154202>
- 48) Dong, Z., Wu, D., Engqvist, H., Luo, J., & Persson, C. (2021). Silk fibroin hydrogels induced and reinforced by acidic calcium phosphate : A simple way of producing bioactive and drug-loadable composites for biomedical applications. *International Journal of Biological Macromolecules*, 193, 433–440. <https://doi.org/10.1016/j.ijbiomac.2021.10.160>
- 49) Dresen, D., Qdemat, A., Ulusoy, S., Mees, F., Zakutna, D., Wetterskog, E., ... Disch, S. (2021). Neither Sphere nor Cube-Analyzing the Particle Shape Using Small-Angle Scattering and the Superball Model. *The Journal of Physical Chemistry C*, 125(42), 23356–23363. <https://doi.org/10.1021/acs.jpcc.1c06082>
- 50) Duoc, V. T., Hung, C. M., Nguyen, H., Van Duy, N., Van Hieu, N., & Hoa, N. D. (2021). Room temperature highly toxic NO₂ gas sensors based on rootstock/scion nanowires of SnO₂/ZnO, ZnO/SnO₂, SnO₂/SnO₂ and, ZnO/ZnO. *Sensors and Actuators. B, Chemical*, 348. Published. <https://doi.org/10.1016/j.snb.2021.130652>
- 51) Dürr, R. N., Maltoni, P., Tian, H., Jusselme, B., Hammarström, L., & Edvinsson, T. (2021). From NiMoO₄ to gamma-NiOOH : Detecting the Active Catalyst Phase by Time Resolved in Situ and Operando Raman Spectroscopy. *ACS Nano*, 15(8), 13504–13515. <https://doi.org/10.1021/acs.nano.1c04126>
- 52) Dürr, R. N., Maltoni, P., Tian, H., Jusselme, B., Hammarström, L., & Edvinsson, T. (2021a). Correction to ‘From NiMoO₄ to γ-NiOOH: Detecting the Active Catalyst Phase by Time Resolved in Situ and Operando Raman Spectroscopy’. *ACS Nano*. Published. <https://doi.org/10.1021/acs.nano.1c10145>

- 53) Ek, G., Nygård, M. M., Pavan, A. F., Montero, J., Henry, P. F., Sørby, M. H., ... Sahlberg, M. (2021). Elucidating the Effects of the Composition on Hydrogen Sorption in TiVZrNbHf-Based High-Entropy Alloys. *Inorganic Chemistry*, 60(2), 1124–1132. <https://doi.org/10.1021/acs.inorgchem.0c03270>
- 54) Ekspong, J., Larsen, C., Stenberg, J., Kwong, W. L., Wang, J., Zhang, J., ... Wagberg, T. (2021). Solar-Driven Water Splitting at 13.8% Solar-to-Hydrogen Efficiency by an Earth-Abundant Electrolyzer. *ACS SUSTAINABLE CHEMISTRY & ENGINEERING*, 9(42), 14070–14078. <https://doi.org/10.1021/acssuschemeng.1c03565>
- 55) Elbouazzaoui, K., Srout, M., Saadoun, I., Bih, L., Ben Youcef, H., Dahbi, M., & Mansori, M. (2021). NASICON-type $\text{Li}_{0.5}\text{M}_{0.5}\text{Ti}_{1.5}\text{Fe}_{0.5}(\text{PO}_4)_3$ (M = Mn, Co, Mg) phosphates as electrode materials for lithium-ion batteries. *Electrochimica Acta*, 399. Published. <https://doi.org/10.1016/j.electacta.2021.139438>
- 56) Eliasson, N., Pettersson-Rimgard, B., Castner, A. T., Tai, C.-W., Ott, S., Tian, H., & Hammarström, L. (2021). Ultrafast Dynamics in Cu-Deficient CuInS_2 Quantum Dots : Sub-Bandgap Transitions and Self-Assembled Molecular Catalysts. *The Journal of Physical Chemistry C*, 125(27), 14751–14764. <https://doi.org/10.1021/acs.jpcc.1c02468>
- 57) Elo, R., & Norgren, S. (2021). Rock adhering to cemented carbide surfaces : The role of image acquisition. *Wear*, 476. Published. <https://doi.org/10.1016/j.wear.2021.203766>
- 58) El-Zohry, A., Diez-Cabanes, V., Pastore, M., Ahmed, T., & Zietz, B. (2021). Highly Emissive Biological Bilirubin Molecules : Shedding New Light on the Phototherapy Scheme. *Journal of Physical Chemistry B*, 125(32), 9213–9222. <https://doi.org/10.1021/acs.jpcc.1c05308>
- 59) Ericsson, A., Pacheco, V., Marattukalam, J. J., Dalgliesh, R. M., Rennie, A. R., Fisk, M., & Sahlberg, M. (2021). Crystallization of a Zr-based metallic glass produced by laser powder bed fusion and suction casting. *Journal of Non-Crystalline Solids*, 571. Published. <https://doi.org/10.1016/j.jnoncrysol.2021.120891>
- 60) Fornell, A., Baasch, T., Johannesson, C., Nilsson, J., & Tenje, M. (2021). Binary acoustic trapping in a glass capillary. *Journal of Physics D*, 54(35). <https://doi.org/10.1088/1361-6463/ac0841>
- 61) Fornell, A., Pohlit, H., Shi, Q., & Tenje, M. (2021). Acoustic focusing of beads and cells in hydrogel droplets. *Scientific Reports*, 11(1). <https://doi.org/10.1038/s41598-021-86985-7>
- 62) Forsberg, P., Hollman, P., & Karlsson, M. (2021). High sensitivity infrared spectroscopy with a diamond waveguide on aluminium nitride. *The Analyst*, 146(22), 6981–6989. <https://doi.org/10.1039/D1AN01009C>
- 63) Fritze, S., Chen, M., Riekehr, L., Osinger, B., Sortica, M. A., Srinath, A., ... Jansson, U. (2021). Magnetron sputtering of carbon supersaturated tungsten films-A chemical approach to increase strength. *Materials & Design*, 208. Published. <https://doi.org/10.1016/j.matdes.2021.109874>
- 64) Fu, L., Li, B., Xu, G., Huang, J., Engqvist, H., & Xia, W. (2021). Size-driven phase transformation and microstructure evolution of ZrO_2 nanocrystallites associated with thermal treatments. *Journal of the European Ceramic Society*, 41(11), 5624–5633. <https://doi.org/10.1016/j.jeurceramsoc.2021.04.058>
- 65) Fu, L., Williams, J., Micheletti, C., Lee, B. E. J., Xu, G., Huang, J., ... Grandfield, K. (2021). Three-Dimensional Insights into Interfacial Segregation at the Atomic Scale in a Nanocrystalline Glass-Ceramic. *Nano Letters*, 21(16), 6898–6906. <https://doi.org/10.1021/acs.nanolett.1c02051>
- 66) Gallinetti, S., Kihlström Burenstam Linder, L., Åberg, J., Illies, C., Engqvist, H., & Birgersson, U. (2021). Titanium reinforced calcium phosphate improves bone formation and osteointegration in ovine calvaria defects : a comparative 52 weeks study. *Biomedical Materials*, 16(3). <https://doi.org/10.1088/1748-605X/abca12>

- 67) Gebresenbut, G. H., Gómez, C. P., Eriksson, L., & Häussermann, U. (2021). Chemical speciation in Gd-Cd-M (M=Zn, Au) quasicrystal approximants. *Zeitschrift Für Anorganische Und Allgemeines Chemie*, 647(2–3), 86–90. <https://doi.org/10.1002/zaac.202000414>
- 68) Gebresenbut, G., Eklöf, D., Gordeeva, A., Shiino, T., & Häussermann, U. (2021). Peritectic Formation and Phase Stability of the Icosahedral Quasicrystal i-GdCd and Its Ternary Variants with Zn, Mg, and Y. *Crystal Growth & Design*, 21(6), 3355–3363. <https://doi.org/10.1021/acs.cgd.1c00147>
- 69) Geng, X., Abdellah, M., Vadell, R. B., Folkenant, M., Edvinsson, T., & Sá, J. (2021). Direct Plasmonic Solar Cell Efficiency Dependence on Spiro-OMeTAD Li-TFSI Content. *Nanomaterials*, 11(12). <https://doi.org/10.3390/nano11123329>
- 70) Gerdin Hulkko, J., Böör, K., Qiu, R., Backe, O., Boman, M., Halvarsson, M., & Lindahl, E. (2021). Kinetics of the low-pressure chemical vapor deposited tungsten nitride process using tungsten hexafluoride and ammonia precursors. *Journal of Vacuum Science & Technology. A. Vacuum, Surfaces, and Films*, 39(6). <https://doi.org/10.1116/6.0001093>
- 71) Ghorai, S., Ivanov, S. A., Skini, R., Ström, P., & Svedlindh, P. (2021). Effect of reduced local lattice disorder on the magnetic properties of B-site substituted La_{0.8}Sr_{0.2}MnO₃. *Journal of Magnetism and Magnetic Materials*, 529. Published. <https://doi.org/10.1016/j.jmmm.2021.167893>
- 72) Ghorai, S., Ivanov, S., Skini, R., & Svedlindh, P. (2021). Evolution of Griffiths phase and critical behaviour of La_{1-x}Pb_xMnO₃ +/- y solid solutions. *Journal of Physics*, 33(14). <https://doi.org/10.1088/1361-648X/abdd64>
- 73) Gond, R., Asfaw, H. D., Hosseinaei, O., Edström, K., Younesi, R., & Naylor, A. J. (2021). A Lignosulfonate Binder for Hard Carbon Anodes in Sodium-Ion Batteries : A Comparative Study. *ACS Sustainable Chemistry & Engineering*, 9(37), 12708–12717. <https://doi.org/10.1021/acssuschemeng.1c05263>
- 74) Gond, R., van Ekeren, W., Mogensen, R., Naylor, A. J., & Younesi, R. (2021). Non-flammable liquid electrolytes for safe batteries. *Materials Horizons*, 8(11), 2913–2928. <https://doi.org/10.1039/d1mh00748c>
- 75) Gouillart, L., Cattoni, A., Chen, W.-C., Goffard, J., Riekehr, L., Keller, J., ... Collin, S. (2021). Interface engineering of ultrathin Cu(In,Ga)Se₂ solar cells on reflective back contacts. *Progress in Photovoltaics*, 29(2), 212–221. <https://doi.org/10.1002/pip.3359>
- 76) Gross, B., Philipp, S., Josten, E., Leliaert, J., Wetterskog, E., Bergström, L., & Poggio, M. (2021). Magnetic anisotropy of individual maghemite mesocrystals. *Physical Review B*, 103(1). <https://doi.org/10.1103/PhysRevB.103.014402>
- 77) Grzeszczak, A., Lewin, S., Eriksson, O., Kreuger, J., & Persson, C. (2021). The Potential of Stereolithography for 3D Printing of Synthetic Trabecular Bone Structures. *Materials*, 14(13). <https://doi.org/10.3390/ma14133712>
- 78) Guo, J., Guo, X., Sun, H., Xie, Y., Diao, X., Wang, M., ... Zhang, Z.-B. (2021). Unprecedented Electrochromic Stability of a-WO₃-x Thin Films Achieved by Using a Hybrid-Cationic Electrolyte. *ACS Applied Materials and Interfaces*, 13(9), 11067–11077. <https://doi.org/10.1021/acsami.0c22921>
- 79) Gupta, R., Husain, S., Kumar, A., Brucas, R., Rydberg, A., & Svedlindh, P. (2021). Co₂FeAl Full Heusler Compound Based Spintronic Terahertz Emitter. *Advanced Optical Materials*, 9(10). <https://doi.org/10.1002/adom.202001987>
- 80) Görlin, M., Ojwang, D. O., Lee, M.-T., Renman, V., Tai, C.-W., & Valvo, M. (2021). Aging and Charge Compensation Effects of the Rechargeable Aqueous Zinc/Copper Hexacyanoferrate Battery Elucidated Using In Situ X-ray Techniques. *ACS Applied Materials and Interfaces*, 13(50), 59962–59974. <https://doi.org/10.1021/acsami.1c19167>

- 81) Hait, S., Husain, S., Gupta, N. K., Behera, N., Kumar, A., Gupta, R., ... Chaudhary, S. (2021). Impact of ferromagnetic layer thickness on the spin pumping in Co60Fe20B20/Ta bilayer thin films. *Journal of Materials Science. Materials in Electronics*, 32(9), 12453–12465. <https://doi.org/10.1007/s10854-021-05876-9>
- 82) He, W., Li, C., Zhao, B., Zhang, X., Hui, K. S., & Zhu, J.-F. (2021). Metal Ti quantum chain-inlaid 2D NaSn2(PO4)3/H-doped hard carbon hybrid electrodes with ultrahigh energy storage density. *Chemical Engineering Journal*, 403. Published. <https://doi.org/10.1016/j.cej.2020.126311>
- 83) Heinrichs, J., Mikado, H., Wiklund, U., & Jacobson, S. (2021). Wear of uncoated and PVD coated cemented carbide tools for processing of copper based materials part II : Exploring the sliding contact with pure copper. *Wear*, 466–467. Published. <https://doi.org/10.1016/j.wear.2020.203589>
- 84) Heinrichs, J., Norgren, S., Jacobson, S., Yvell, K., & Olsson, M. (2021). Influence of binder metal on wear initiation of cemented carbides in sliding contact with granite. *Wear*, 470–471. Published. <https://doi.org/10.1016/j.wear.2021.203645>
- 85) Heldin, M., Heinrichs, J., & Jacobson, S. (2021). On the critical roles of initial plastic deformation and material transfer on the sliding friction between metals. *Wear*, 477. Published. <https://doi.org/10.1016/j.wear.2021.203853>
- 86) Hernández, G., Sångeland, C., Johansson, I., Mathew, A., Brandell, D., & Mindemark, J. (2021). Going beyond sweep voltammetry : Alternative approaches in search of the elusive electrochemical stability of polymer electrolytes. *Journal of the Electrochemical Society*, 168(10). <https://doi.org/10.1149/1945-7111/ac2d8b>
- 87) Holeňák, R., Lohmann, S., Sekula, F., & Primetzhofer, D. (2021). Simultaneous assessment of energy, charge state and angular distribution for medium energy ions interacting with ultra-thin self-supporting targets : A time-of-flight approach. *Vacuum*, 185. Published. <https://doi.org/10.1016/j.vacuum.2020.109988>
- 88) Hong, J., Shi, Q., Biswas, S., Jiang, S.-C., & Shi, J. (2021). [Review of Moving genome edited crops forward from the laboratory bench to the kitchen table]. *Food Control*, 122. Published. <https://doi.org/10.1016/j.foodcont.2020.107790>
- 89) Hu, Q., Chen, S., Solomon, P., & Zhang, Z. (2021). Ion sensing with single charge resolution using sub-10-nm electrical double layer-gated silicon nanowire transistors. *Science Advances*, 7(49). <https://doi.org/10.1126/sciadv.abj6711>
- 90) Hu, Q., Chen, S., Wang, Z., & Zhang, Z. (2021). Improving Selectivity of Ion-Sensitive Membrane by Polyethylene Glycol Doping. *Sensors and Actuators. B, Chemical*, 328. Published. <https://doi.org/10.1016/j.snb.2020.128955>
- 91) Huang, Y.-K., Pan, R., Rehnlund, D., Wang, Z., & Nyholm, L. (2021). First-Cycle Oxidative Generation of Lithium Nucleation Sites Stabilizes Lithium-Metal Electrodes. *Advanced Energy Materials*, 11(9). <https://doi.org/10.1002/aenm.202003674>
- 92) Hultqvist, A., Jacobsson, T. J., Svanström, S., Edoff, M., Cappel, U. B., Rensmo, H., ... Törndahl, T. (2021). SnOx Atomic Layer Deposition on Bare Perovskite : An Investigation of Initial Growth Dynamics, Interface Chemistry, and Solar Cell Performance. *ACS Applied Energy Materials*, 4(1), 510–522. <https://doi.org/10.1021/acsaem.0c02405>
- 93) Husain, S., Gupta, R., Kumar, P., Behera, N., Brucas, R., Chaudhary, S., ... Svedlindh, P. (2021). Probing Charge Density Wave Effects in 1T-TaS2 Monolayer/Ni81Fe19 Heterostructure : A Spin Dynamics Approach. *ACS Applied Electronic Materials*, 3(8), 3321–3328. <https://doi.org/10.1021/acsaelm.1c00214>

- 94) Iurchenkova, A. A., Kallio, T., & Fedorovskaya, E. O. (2021). Relationships between polypyrrole synthesis conditions, its morphology and electronic structure with supercapacitor properties measured in electrolytes with different ions and pH values. *Electrochimica Acta*, 391. Published. <https://doi.org/10.1016/j.electacta.2021.138892>
- 95) Iurchenkova, A. A., Lobiak, E. V., Kobets, A. A., Kolodin, A. N., Stott, A., Silva, S. R. P., & Fedorovskaya, E. O. (2021). A complex study of the dependence of the reduced graphite oxide electrochemical behavior on the annealing temperature and the type of electrolyte. *Electrochimica Acta*, 370. Published. <https://doi.org/10.1016/j.electacta.2021.137832>
- 96) Jafarpour, M., Aghdam, A. S., Talebian Gevari, M., Kosar, A., Bayazit, M. K., & Ghorbani, M. (2021). An ecologically friendly process for graphene exfoliation based on the 'hydrodynamic cavitation on a chip' concept. *RSC Advances*, 11(29), 17965–17975. <https://doi.org/10.1039/d1ra03352b>
- 97) Kadekar, S., Barbe, L., Stoddart, M., Varghese, O. P., Tenje, M., & Mestres, G. (2021). Effect of the Addition Frequency of 5-Azacytidine in Both Micro- and Macroscale Cultures. *Cellular and Molecular Bioengineering*, 14, 121–130. <https://doi.org/10.1007/s12195-020-00654-9>
- 98) Kang, E. S. H., Chen, S., Derek, V., Häggglund, C., Glowacki, E. D., & Jonsson, M. P. (2021). Charge transport in phthalocyanine thin-film transistors coupled with Fabry-Perot cavities. *Journal of Materials Chemistry C*, 9(7), 2368–2374. <https://doi.org/10.1039/d0tc05418f>
- 99) Kantre, K.-A., Szabo, P. S., Moro, M. V., Cupak, C., Stadlmayr, R., Zendejas Medina, L., ... Primetzhofer, D. (2021). Combination of in-situ ion beam analysis and thermal desorption spectroscopy for studying deuterium implanted in tungsten. *Physica Scripta*, 96(12). <https://doi.org/10.1088/1402-4896/ac1a88>
- 100) Karimipour, M., Khazraei, S., Kim, B. J., Boschloo, G., & Johansson, E. (2021). Efficiency and Stability Enhancement of Perovskite Solar Cells Utilizing a Thiol Ligand and MoS₂ (100) Nanosheet Surface Modification. *ACS Applied Energy Materials*, 4(12), 14080–14092. <https://doi.org/10.1021/acs.aem.1c02412>
- 101) Karlsson, A., Bergman, H., & Johansson, S. (2021). Active real-time electric field control of the e-jet in near-field electrospinning using an auxiliary electrode. *Journal of Micromechanics and Microengineering*, 31(3). <https://doi.org/10.1088/1361-6439/abd3f4>
- 102) Katsiotis, C. S., Åhlén, M., Strømme, M., & Welch, K. (2021). 3D-Printed Mesoporous Carrier System for Delivery of Poorly Soluble Drugs. *Pharmaceutics*, 13(7). <https://doi.org/10.3390/pharmaceutics13071096>
- 103) Khavari, F., Saini, N., Keller, J., Larsen, J. K., Sopiha, K. V., Martin, N. M., ... Edoff, M. (2021). Post-deposition sulfurization of CuInSe₂ solar absorbers by employing sacrificial CuInS₂ precursor layers. *Physica Status Solidi (a) Applications and Materials Science*. Published. <https://doi.org/10.1002/pssa.202100441>
- 104) Kim, B. J., & Boschloo, G. (2021). Beneficial effects of cesium acetate in the sequential deposition method for perovskite solar cells. *Nanoscale*, 13(26), 11478–11487. <https://doi.org/10.1039/d1nr01281a>
- 105) Kim, S., Yoon, J., Park, S., Bang, J., & Song, P. (2021). Hydrogen-driven surface amorphization of the transparent oxide semiconductor thin-films for photovoltaic applications. *Applied Surface Science*, 555. Published. <https://doi.org/10.1016/j.apsusc.2021.149702>
- 106) Komander, K., Tran, T., Saha, J., Moro, M. V., Pálsson, G. K., Wolff, M., & Primetzhofer, D. (2021). Interstitial Hydrogen in Fe/V Superstructures : Lattice Site Location and Thermal Vibration. *Physical Review Letters*, 127(13). <https://doi.org/10.1103/PhysRevLett.127.136102>

- 107) Kong, X., Zhou, S., Strømme, M., & Xu, C. (2021). Redox active covalent organic framework-based conductive nanofibers for flexible energy storage device. *Carbon*, 171, 248–256. <https://doi.org/10.1016/j.carbon.2020.09.003>
- 108) Kontos, S., Ibrayeva, A., Leijon, J., Mörée, G., Frost, A. E., Schönström, L., ... Eriksson, S. (2021). An Overview of MnAl Permanent Magnets with a Study on Their Potential in Electrical Machines. *Energies*, 13(21). <https://doi.org/10.3390/en13215549>
- 109) Koroidov, S., Winiwarter, A., Diaz-Morales, O., Görlin, M., Stenlid, J. H., Wang, H.-Y., ... Nilsson, A. (2021). Chemisorbed oxygen or surface oxides steer the selectivity in Pd electrocatalytic propene oxidation observed by operando Pd L-edge X-ray absorption spectroscopy. *Catalysis Science & Technology*, 11(10), 3347–3352. <https://doi.org/10.1039/d0cy02134b>
- 110) Korusenko, P. M., Nesov, S. N., Iurchenkova, A. A., Fedorovskaya, E. O., Bolotov, V. V., Povoroznyuk, S. N., ... Vinogradov, A. S. (2021). Comparative Study of the Structural Features and Electrochemical Properties of Nitrogen-Containing Multi-Walled Carbon Nanotubes after Ion-Beam Irradiation and Hydrochloric Acid Treatment. *Nanomaterials (Basel, Switzerland)*, 11(9). <https://doi.org/10.3390/nano11092163>
- 111) Kotronia, A., Asfaw, H. D., Tai, C.-W., Hahlin, M., Brandell, D., & Edström, K. (2021). Nature of the Cathode–Electrolyte Interface in Highly Concentrated Electrolytes Used in Graphite Dual-Ion Batteries. *ACS Applied Materials and Interfaces*, 13(3), 3867–3880. <https://doi.org/10.1021/acsami.0c18586>
- 112) Kubart, T., Fernandes, D. L. A., & Nyberg, T. (2021). On the description of metal ion return in reactive high power impulse magnetron sputtering. *Surface & Coatings Technology*, 418. Published. <https://doi.org/10.1016/j.surfcoat.2021.127234>
- 113) Kumar, P. A., Lashgari, K., Naim Katea, S., Karis, O., Jansson, K., Sarma, D. D., & Westin, G. (2021). All-alkoxide based deposition and properties of a multilayer La_{0.67}Sr_{0.33}MnO₃/CoFe₂O₄/La_{0.67}Sr_{0.33}MnO₃ film. *European Journal of Inorganic Chemistry*, 2021(18), 1736–1744. <https://doi.org/10.1002/ejic.202001162>
- 114) Kwong, W. L., Wagberg, T., & Messinger, J. (2021). Electrochemical N₂ reduction at ambient condition - Overcoming the selectivity issue via control of reactants' availabilities. *International Journal of Hydrogen Energy*, 46(59), 30366–30372. <https://doi.org/10.1016/j.ijhydene.2021.06.184>
- 115) Källquist, I., Lindgren, F., Lee, M.-T., Shavorskiy, A., Edström, K., Rensmo, H., ... Hahlin, M. (2021). Probing Electrochemical Potential Differences over the Solid/Liquid Interface in Li-Ion Battery Model Systems. *ACS Applied Materials and Interfaces*, 13(28), 32989–32996. <https://doi.org/10.1021/acsami.1c07424>
- 116) Landeke-Wilsmark, B., Nyholm, L., & Hägglund, C. (2021). Process Window for Seeded Growth of Arrays of Quasi-Spherical Substrate-Supported Au Nanoparticles. *Langmuir*, 37(19), 6032–6041. <https://doi.org/10.1021/acs.langmuir.1c00693>
- 117) Larsen, J. K., Donzel-Gargand, O., Sopiha, K. V., Keller, J., Lindgren, K., Platzer-Björkman, C., & Edoff, M. (2021). Investigation of AgGaSe₂ as a Wide Gap Solar Cell Absorber. *ACS Applied Energy Materials*, 4(2), 1805–1814. <https://doi.org/10.1021/acsaem.0c02909>
- 118) Larsen, S. R., Hedlund, D., Stopfel, H., Karlsson, D., Christensen, C. K., Svedlindh, P., & Cedervall, J. (2021). Magnetic properties and thermal stability of B2 and bcc phases in AlCoCrFeMnNi. *Journal of Alloys and Compounds*, 861. Published. <https://doi.org/10.1016/j.jallcom.2020.158450>
- 119) Larsson, E., Westbroek, R., Leckner, J., Jacobson, S., & Kassman Rudolphi, Å. (2021). Grease-lubricated tribological contacts-Influence of graphite, graphene oxide and reduced graphene oxide as lubricating

additives in lithium complex (LiX)- and polypropylene (PP)-thickened greases. *Wear*, 486–487. Published. <https://doi.org/10.1016/j.wear.2021.204107>

- 120) Laurans, M., Wells, J. A. L., & Ott, S. (2021). Immobilising molecular Ru complexes on a protective ultrathin oxide layer of p-Si electrodes towards photoelectrochemical CO₂ reduction. *Dalton Transactions*, 50(30), 10482–10492. <https://doi.org/10.1039/d1dt01331a>
- 121) Le, F., & Xia, W. (2021). [Review of Max Phases as Nanolaminate Materials : Chemical Composition, Microstructure, Synthesis, Properties and Applications]. *Advanced Engineering Materials*, 23(4). <https://doi.org/10.1002/adem.202001191>
- 122) Lee, D. G., Kim, D. H., Lee, J. M., Kim, B. J., Kim, J. Y., Shin, S. S., & Jung, H. S. (2021). High Efficiency Perovskite Solar Cells Exceeding 22% via a Photo-Assisted Two-Step Sequential Deposition. *Advanced Functional Materials*, 31(9). <https://doi.org/10.1002/adfm.202006718>
- 123) Lee, T. K., Andersson, R., Akmaliah Dzulkurnain, N., Hernández, G., Mindemark, J., & Brandell, D. (2021). Polyester-ZrO₂ Nanocomposite Electrolytes with High Li Transference Numbers for Ambient Temperature All-Solid-State Lithium Batteries. *BATTERIES & SUPERCAPS*, 4(4), 653–662. <https://doi.org/10.1002/batt.202000254>
- 124) Lewin, S., Fleps, I., Åberg, J., Ferguson, S. J., Engqvist, H., Öhman-Mägi, C., ... Persson, C. (2021). Additively manufactured mesh-type titanium structures for cranial implants : E-PBF vs. L-PBF. *Materials & Design*, 197. Published. <https://doi.org/10.1016/j.matdes.2020.109207>
- 125) Lewin, S., Linder, L. K. B., Birgersson, U., Gallinetti, S., Åberg, J., Engqvist, H., ... Öhman, C. (2021). Monetite-based composite cranial implants demonstrate long-term clinical volumetric balance by concomitant bone formation and degradation. *Acta Biomaterialia*, 128, 502–513. <https://doi.org/10.1016/j.actbio.2021.04.015>
- 126) Li, B., Xu, G., Wang, B., Huang, J., Engqvist, H., Xia, W., & Fu, L. (2021). Fabrication and characterization of bioactive zirconia-based nanocrystalline glass-ceramics for dental abutment. *Ceramics International*, 47(19), 26877–26890. <https://doi.org/10.1016/j.ceramint.2021.06.097>
- 127) Li, C., Yang, W., He, W., Zhang, X., & Zhu, J.-F. (2021). Multifunctional surfactants for synthesizing high-performance energy materials. *Energy Storage Materials*, 43, 1–19. <https://doi.org/10.1016/j.ensm.2021.08.033>
- 128) Li, H., & Papadakis, R. (2021). [Review of Click Chemistry Enabling Covalent and Non-Covalent Modifications of Graphene with (Poly)saccharides]. *Polymers*, 13(1). <https://doi.org/10.3390/polym13010142>
- 129) Li, H., Duan, T., Sher, O., Han, Y., Papadakis, R., Grigoriev, A., ... Leifer, K. (2021). Fabrication of BP2T functionalized graphene via non-covalent π - π stacking interactions for enhanced ammonia detection. *RSC Advances*, 11(57), 35982–35987. <https://doi.org/10.1039/d1ra06879b>
- 130) Li, H., Zhang, J., Gholizadeh, A. B., Brownless, J., Fu, Y., Cai, W., ... Song, A. (2021). Photoluminescent Semiconducting Graphene Nanoribbons via Longitudinally Unzipping Single-Walled Carbon Nanotubes. *ACS Applied Materials and Interfaces*, 13(44), 52892–52900. <https://doi.org/10.1021/acsami.1c14597>
- 131) Liao, X., Svedlindh, P., Salazar-Alvarez, G., Zeng, Y.-J., Huang, R., Yang, S., & Wang, Y. (2021). Giant exchange bias in micro-sized magnetic shape memory alloy particles. *Journal of Physics D*, 54(4). <https://doi.org/10.1088/1361-6463/abbf18>
- 132) Lindh, L., Gordivska, O., Persson, S., Michaels, H., Fan, H., Chabera, P., ... Warnmark, K. (2021). Dye-sensitized solar cells based on Fe N-heterocyclic carbene photosensitizers with improved rod-like push-pull functionality. *Chemical Science*, 12(48), 16035–16053. <https://doi.org/10.1039/d1sc02963k>

- 133) Liu, A., Tian, L., & Tian, H. (2021). In Situ Preparation and Immobilization of Semiconducting Polymer Dots on Microbeads for Efficient and Stable Photocatalytic Hydrogen Evolution. *ACS Applied Energy Materials*, 4(5), 4308–4312. <https://doi.org/10.1021/acsaem.1c00650>
- 134) Liu, Y., Kim, B. J., Wu, H., Boschloo, G., & Johansson, E. M. J. (2021). Efficient and Stable FAPbBr(3) Perovskite Solar Cells via Interface Modification by a Low-Dimensional Perovskite Layer. *ACS Applied Energy Materials*, 4(9), 9276–9282. <https://doi.org/10.1021/acsaem.1c01512>
- 135) Liu, Z., Fornell, A., & Tenje, M. (2021). A droplet acoustofluidic platform for time-controlled microbead-based reactions. *Biomicrofluidics*, 15(3). <https://doi.org/10.1063/5.0050440>
- 136) Lundström, R., & Berg, E. (2021). Design and validation of an online partial and total pressure measurement system for Li-ion cells. *Journal of Power Sources*, 485. Published. <https://doi.org/10.1016/j.jpowsour.2020.229347>
- 137) Ma, L. A., Naylor, A. J., Nyholm, L., & Younesi, R. (2021). Strategies for Mitigating Dissolution of Solid Electrolyte Interphases in Sodium-Ion Batteries. *Angewandte Chemie International Edition*, 60(9), 4855–4863. <https://doi.org/10.1002/ange.202013803>
- 138) Ma, L. A., Palm, R., Nocerino, E., Kenji Forslund, O., Matsubara, N., Cottrell, S., ... Younesi, R. (2021). Na-ion mobility in $P2\text{-Na}_{0.5}\text{Mg}_x\text{Ni}_{0.17-x}\text{Mn}_{0.83}\text{O}_2$ ($0 \leq x \leq 0.07$) from electrochemical and muon spin relaxation studies. *Physical Chemistry, Chemical Physics - PCCP*, 23(42), 24478–24486. <https://doi.org/10.1039/d1cp03115e>
- 139) Magnus, F., Arnalds, U. B., Palonen, H., Pálsson, G. K., Ali, H., Leifer, K., & Hjörvarsson, B. (2021). Tuneable exchange-spring stiffness in amorphous magnetic trilayer structures. *Journal of Physics*, 33(44). <https://doi.org/10.1088/1361-648X/ac1c2c>
- 140) Majdi, S., Djurberg, V., Suntornwipat, N., Gabrysch, M., & Isberg, J. (2021). Carrier Scattering Mechanisms : Identification via the Scaling Properties of the Boltzmann Transport Equation. *Advanced Theory and Simulations*, 4(1). <https://doi.org/10.1002/adts.202000103>
- 141) Malik, R. S., Delczeg-Czirjak, E. K., Knut, R., Thonig, D., Vaskivskyi, I., Phuyal, D., ... Karis, O. (2021). Ultrafast magnetization dynamics in the half-metallic Heusler alloy Co_2FeAl . *Physical Review B*, 104(10). <https://doi.org/10.1103/PhysRevB.104.L100408>
- 142) Malinovskis, P., Fritze, S., Palisaitis, J., Lewin, E., Patscheider, J., Persson, P. O. Å., & Jansson, U. (2021). Synthesis and characterisation of nanocomposite Mo-Fe-B thin films deposited by magnetron sputtering. *Materials*, 14(7). <https://doi.org/10.3390/ma14071739>
- 143) Malmberg, P., Lopes, V., Hulsart Billström, G., Gallinetti, S., Illies, C., Burenstam Linder, L. K., & Birgersson, U. (2021). Targeted ToF-SIMS Analysis of Macrophage Content from a Human Cranial Triphasic Calcium Phosphate Implant. *ACS Applied Bio Materials*, 4(9), 6791–6798. <https://doi.org/10.1021/acsabm.1c00513>
- 144) Mandal, P., Stokes, K., Hernández, G., Brandell, D., & Mindemark, J. (2021). Influence of Binder Crystallinity on the Performance of Si Electrodes with Poly(vinyl alcohol) Binders. *ACS Applied Energy Materials*, 4(4), 3008–3016. <https://doi.org/10.1021/acsaem.0c02051>
- 145) Materna, K. L., & Hammarström, L. (2021). Photoredox Catalysis Using Heterogenized Iridium Complexes**. *Chemistry - A European Journal*, 27(68), 16966–16977. <https://doi.org/10.1002/chem.202101651>
- 146) Mathayan, V., Morita, K., Tsuchiya, B., Ye, R., Baba, M., & Primetzhofer, D. (2021b). Sensitive in-operando observation of Li and O transport in thin-film Li-ion batteries. *Materials Today Energy*, 21. Published. <https://doi.org/10.1016/j.mtener.2021.100844>

- 147) Mathayan, V., Morita, K., Tsuchiya, B., Ye, R., Baba, M., Moro, M. V., & Primetzhofer, D. (2021a). Assessing the potential of ion beam analytical techniques for depth profiling Li in thin film Li ion batteries. *Journal of Applied Physics*, 130(12). <https://doi.org/10.1063/5.0055963>
- 148) Mathayan, V., Sortica, M. A., & Primetzhofer, D. (2021). Determining the chronological sequence of inks deposited with different writing and printing tools using ion beam analysis. *Journal of Forensic Sciences*, 66(4), 1401–1409. <https://doi.org/10.1111/1556-4029.14705>
- 149) Mathew, A., Lacey, M. J., & Brandell, D. (2021). Investigating oxidative stability of lithium-ion battery electrolytes using synthetic charge-discharge profile voltammetry. *JOURNAL OF POWER SOURCES ADVANCES*, 11. Published. <https://doi.org/10.1016/j.powera.2021.100071>
- 150) Mattsson, V., Ackermans, L. L. G. C., Mandal, B., Perez, M. D., Vesseur, M. A. M., Meaney, P., ... Augustine, R. (2021). MAS : Standalone Microwave Resonator to Assess Muscle Quality. *Sensors*, 21(16). <https://doi.org/10.3390/s21165485>
- 151) McCarthy, B. D., Liseev, T., Sortica, M. A., Paneta, V., Gschwind, W., Nagy, G., ... Primetzhofer, D. (2021). Elemental Depth Profiling of Intact Metal-Organic Framework Single Crystals by Scanning Nuclear Microprobe. *Journal of the American Chemical Society*, 143(44), 18626–18634. <https://doi.org/10.1021/jacs.1c08550>
- 152) Menon, A. S., Ulusoy, S., Ojwang, D. O., Riekehr, L., Didier, C., Peterson, V. K., ... Brant, W. (2021). Synthetic Pathway Determines the Nonequilibrium Crystallography of Li- and Mn-Rich Layered Oxide Cathode Materials. *ACS Applied Energy Materials*, 4(2), 1924–1935. <https://doi.org/10.1021/acsaem.0c03027>
- 153) Mestres, G., Carter, S.-S., Hailer, N., & Diez-Escudero, A. (2021). [Review of A practical guide for evaluating the osteoimmunomodulatory properties of biomaterials]. *Acta Biomaterialia*, 130, 115–137. <https://doi.org/10.1016/j.actbio.2021.05.038>
- 154) Michaels, H., Benesperi, I., & Freitag, M. (2021). [Review of Challenges and prospects of ambient hybrid solar cell applications]. *Chemical Science*, 12(14), 5002–5015. <https://doi.org/10.1039/d0sc06477g>
- 155) Mishra, H., Panda, J., Maddu, R., Sarkar, T., Dayen, J.-F., Belotcerkovtceva, D., & Kamalakar, M. V. (2021). [Review of Experimental advances in charge and spin transport in chemical vapor deposited graphene]. *Journal of Physics*, 4(4). <https://doi.org/10.1088/2515-7639/ac1247>
- 156) Mishra, K., Ciuciulkaite, A., Zapata-Herrera, M., Vavassori, P., Kapaklis, V., Rasing, T., ... Kirilyuk, A. (2021). Ultrafast demagnetization in a ferrimagnet under electromagnetic field funneling. *Nanoscale*, 13(46), 19367–19375. <https://doi.org/10.1039/d1nr04308k>
- 157) Mogensen, R., Buckel, A., Colbin, S., & Younesi, R. (2021). A Wide-Temperature-Range, Low-Cost, Fluorine-Free Battery Electrolyte Based On Sodium Bis(Oxalate)Borate. *Chemistry of Materials*, 33(4), 1130–1139. <https://doi.org/10.1021/acs.chemmater.0c03570>
- 158) Mogensen, R., Colbin, S., & Younesi, R. (2021). An Attempt to Formulate Non-Carbonate Electrolytes for Sodium-Ion Batteries. *Batteries & Supercaps*, 4(5), 791–814. <https://doi.org/10.1002/batt.202000252>
- 159) Moldarev, D., Stolz, L., Moro, M. V., Aðalsteinsson, S. M., Chioar, I.-A., Karazhanov, S. Z., ... Wolff, M. (2021). Environmental dependence of the photochromic effect of oxygen-containing rare-earth metal hydrides. *Journal of Applied Physics*, 129(15). <https://doi.org/10.1063/5.0041487>
- 160) Montero Amenedo, J., Welearegay, T., Thyr, J., Stopfel, H., Dedova, T., Acik, I. O., & Österlund, L. (2021). Copper-zinc oxide heterojunction catalysts exhibiting enhanced photocatalytic activity

prepared by a hybrid deposition method. *RSC Advances*, 11(17), 10224–10234.
<https://doi.org/10.1039/d1ra00691f>

- 161) Montero, J., Ek, G., Laversenne, L., Nassif, V., Sahlberg, M., & Zlotea, C. (2021). How 10 at% Al Addition in the Ti-V-Zr-Nb High-Entropy Alloy Changes Hydrogen Sorption Properties. *Molecules*, 26(9).
<https://doi.org/10.3390/molecules26092470>
- 162) Montero, J., Ek, G., Sahlberg, M., & Zlotea, C. (2021). Improving the hydrogen cycling properties by Mg addition in Ti-V-Zr-Nb refractory high entropy alloy. *Scripta Materialia*, 194. Published.
<https://doi.org/10.1016/j.scriptamat.2020.113699>
- 163) Moro, M. V., Aðalsteinsson, S. M., Tran, T., Moldarev, D., Samanta, A., Wolff, M., & Primetzhofer, D. (2021). Photochromic Response of Encapsulated Oxygen-Containing Yttrium Hydride Thin Films. *Physica Status Solidi. Rapid Research Letters*, 15(6). <https://doi.org/10.1002/pssr.202000608>
- 164) Mukherjee, S., Phuyal, D., Segre, C. U., Das, S., Karis, O., Edvinsson, T., & Rensmo, H. (2021). Structure and Electronic Effects from Mn and Nb Co-doping for Low Band Gap BaTiO₃ Ferroelectrics. *The Journal of Physical Chemistry C*, 125(27), 14910–14923. <https://doi.org/10.1021/acs.jpcc.1c02539>
- 165) Muscas, G., Jönsson, P. E., Serrano, I. G., Vallin, Ö., & Kamalakar, M. V. (2021). Ultralow magnetostrictive flexible ferromagnetic nanowires dagger. *Nanoscale*, 13(12), 6043–6052.
<https://doi.org/10.1039/d0nr08355k>
- 166) Naim Katea, S., & Westin, G. (2021). Carbothermal nitridation of solution synthesised ZrO₂-carbon nanocomposites; phase-development from precursor to nitride. *Ceramics International*, 47(8), 10828–10847. <https://doi.org/10.1016/j.ceramint.2020.12.200>
- 167) Naim Katea, S., Riekehr, L., & Westin, G. (2021). Synthesis of nano-phase ZrC by carbothermal reduction using a ZrO₂-carbon nano-composite. *Journal of the European Ceramic Society*, 41(1), 62–72. <https://doi.org/10.1016/j.jeurceramsoc.2020.03.055>
- 168) Nappini, S., D’Amario, L., Favaro, M., Dal Zilio, S., Salvador, F., Betz-Guttner, E., ... Magnano, E. (2021). Soft x-ray spectroscopies in liquids and at solid-liquid interface at BACH beamline at Elettra. *Review of Scientific Instruments*, 92(1). <https://doi.org/10.1063/5.0025326>
- 169) Nkosi, F. P., Valvo, M., Mindemark, J., Dzulkurnain, N. A., Hernández, G., Mahun, A., ... Edström, K. (2021). Garnet-Poly(epsilon-caprolactone-co-trimethylene carbonate) Polymer-in-Ceramic Composite Electrolyte for All-Solid-State Lithium-Ion Batteries. *ACS Applied Energy Materials*, 4(3), 2531–2542.
<https://doi.org/10.1021/acsaem.0c03098>
- 170) Ojwang, D. O., Svensson, M., Njel, C., Mogensen, R., Menon, A. S., Ericsson, T., ... Brant, W. R. (2021). Moisture-Driven Degradation Pathways in Prussian White Cathode Material for Sodium-Ion Batteries. *ACS Applied Materials and Interfaces*, 13(8), 10054–10063. <https://doi.org/10.1021/acsami.0c22032>
- 171) Olander, P., & Heinrichs, J. (2021). On wear of WC-Co cutting inserts in turning of Ti6Al4V – a study of wear surfaces. *Tribology - Materials, Surfaces & Interfaces*, 15(3), 181–192.
<https://doi.org/10.1080/17515831.2020.1830251>
- 172) Ostli, E. R., Tesfamhret, Y., Wenner, S., Lacey, M. J., Brandell, D., Svensson, A. M., ... Wagner, N. P. (2021). Limitations of Ultrathin Al₂O₃ Coatings on LNMO Cathodes. *ACS Omega*, 6(45), 30644–30655.
<https://doi.org/10.1021/acsomega.1c04457>
- 173) Ostrander, J., Younesi, R., & Mogensen, R. (2021). High Voltage Redox-Meditated Flow Batteries with Prussian Blue Solid Booster. *Energies*, 14(22), 7498–7498. <https://doi.org/10.3390/en14227498>

- 174) Paloschi, V., Sabater-Lleal, M., Middelkamp, H., Vivas, A., Johansson, S., van der Meer, A., ... Maegdefessel, L. (2021). Organ-on-a-chip technology : a novel approach to investigate cardiovascular diseases. *Cardiovascular Research*, 117(14), 2742–2754. <https://doi.org/10.1093/cvr/cvab088>
- 175) Papp, J. K., Li, N., Kaufman, L. A., Naylor, A. J., Younesi, R., Tong, W., & McCloskey, B. D. (2021). A comparison of high voltage outgassing of LiCoO₂, LiNiO₂, and Li₂MnO₃ layered Li-ion cathode materials. *Electrochimica Acta*, 368. Published. <https://doi.org/10.1016/j.electacta.2020.137505>
- 176) Park, B., Andersson, R., Pate, S. G., Liu, J., O'Brien, C. P., Hernández, G., ... Schaefer, J. L. (2021). Ion Coordination and Transport in Magnesium Polymer Electrolytes Based on Polyester-co-Polycarbonate. *Energy Material Advances*, 2021, 1–14. <https://doi.org/10.34133/2021/9895403>
- 177) Park, S., Yoon, J., Kim, S., & Song, P. (2021). Hydrogen-driven dramatically improved mechanical properties of amorphized ITO-Ag-ITO thin films. *RSC Advances*, 11(6), 3439–3444. <https://doi.org/10.1039/d0ra09613j>
- 178) Paul-Boncour, V., Herrero, A., Shtender, V., Provost, K., & Elkaim, E. (2021). Magnetic transitions with magnetocaloric effects near room temperature related to structural transitions in Y_{0.9}Pr_{0.1}Fe₂D_{3.5} deuteride. *Journal of Applied Physics*, 130(11). <https://doi.org/10.1063/5.0061200>
- 179) Peng, G., Duan, T., Guo, M., Xue, Y., Chen, C., Li, Y., ... Fadeel, B. (2021). Biodegradation of graphdiyne oxide in classically activated (M1) macrophages modulates cytokine production. *Nanoscale*, 13(30), 13072–13084. <https://doi.org/10.1039/d1nr02473f>
- 180) Pereira de Carvalho, R., Marchiori, C. F. N., Mihali, V.-A., Renault, S., Willhammar, T., Gómez, C. P., ... Brandell, D. (2021). Structure-property relationships in organic battery anode materials : exploring redox reactions in crystalline Na- and Li-benzene diacrylate using combined crystallography and density functional theory calculations. *Materials Advances*, 2(3), 1024–1034. <https://doi.org/10.1039/d0ma00900h>
- 181) Pham, N. H., Yao, Y., Wen, C., Li, S., Zeng, S., Nyberg, T., ... Zhang, S.-L. (2021). Self-Limited Formation of Bowl-Shaped Nanopores for Directional DNA Translocation. *ACS Nano*, 15(11), 17938–17946. <https://doi.org/10.1021/acsnano.1c06321>
- 182) Porras, A. M., Barbe, L., Pohlit, H., Tenje, M., & Antfolk, M. (2021). Brain microvasculature endothelial cell orientation on micropatterned hydrogels is affected by glucose level variations. *Scientific Reports*, 11(1). <https://doi.org/10.1038/s41598-021-99136-9>
- 183) Procter, P., Hulsart Billström, G., Alves, A., Pujari-Palmer, M., Wenner, D., Insley, G., ... Larsson, S. (2021). Gluing Living Bone Using a Biomimetic Bioadhesive : From Initial Cut to Final Healing. *Frontiers in Bioengineering and Biotechnology*, 9. Published. <https://doi.org/10.3389/fbioe.2021.728042>
- 184) Qiu, Z., Ma, Y., Niklasson, G. A., & Edvinsson, T. (2021). An Electrochemical Impedance Study of Alkaline Water Splitting Using Fe Doped NiO Nanosheets. *Physchem*, 1(1), 69–81. <https://doi.org/10.3390/physchem1010005>
- 185) Qu, H.-Y., Wang, J., Montero Amenedo, J., Li, Y., Österlund, L., & Niklasson, G. (2021). Multicolored absorbing nickel oxide films based on anodic electrochromism and structural coloration. *Journal of Applied Physics*, 129(12). <https://doi.org/10.1063/5.0043673>
- 186) Robo, C., Wenner, D., Ubhayasekera, S. J. K. A., Hilborn, J., Öhman-Mägi, C., & Persson, C. (2021). Functional properties of low-modulus PMMA bone cements containing linoleic acid. *Journal of Functional Biomaterials*, 12(1). <https://doi.org/10.3390/jfb12010005>
- 187) Robo, C., Öhman, C., & Persson, C. (2021). Long-term mechanical properties of a novel low-modulus bone cement for the treatment of osteoporotic vertebral compression fractures. *Journal of The*

Mechanical Behavior of Biomedical Materials, 118. Published.
<https://doi.org/10.1016/j.jmbbm.2021.104437>

- 188) Rodiouchkina, M., Lind, J., Pelcastre, L., Berglund, K., Kassman Rudolphi, Å., & Hardell, J. (2021). Tribological behaviour and transfer layer development of self-lubricating polymer composite bearing materials under long duration dry sliding against stainless steel. *Wear*, 484. Published.
<https://doi.org/10.1016/j.wear.2021.204027>
- 189) Rojas González, E. A., & Niklasson, G. (2021). Charge coloration dynamics of electrochromic amorphous tungsten oxide studied by simultaneous electrochemical and color impedance measurements. *Journal of Applied Physics*, 129(5). <https://doi.org/10.1063/5.0038531>
- 190) Rokhsar Talabazar, F., Jafarpour, M., Zuvin, M., Chen, H., Talebian Gevari, M., Villanueva, L. G., ... Ghorbani, M. (2021). Design and fabrication of a vigorous 'cavitation-on-a-chip' device with a multiple microchannel configuration. *MICROSYSTEMS & NANOENGINEERING*, 7. Published.
<https://doi.org/10.1038/s41378-021-00270-1>
- 191) Rowan-Robinson, R. M., Hurst, J., Ciuciulkaite, A., Chioar, I.-A., Pohlit, M., Zapata-Herrera, M., ... Kapaklis, V. (2021). Direction-Sensitive Magnetophotonic Surface Crystals. *Advanced Photonics Research*, n/a(n/a). <https://doi.org/10.1002/adpr.202100119>
- 192) Sahu, S. S., Cavallaro, S., Hååg, P., Nagy, A., Karlström, A. E., Lewensohn, R., ... Dev, A. (2021). Exploiting Electrostatic Interaction for Highly Sensitive Detection of Tumor-Derived Extracellular Vesicles by an Electrokinetic Sensor. *ACS Applied Materials and Interfaces*, 13(36), 42513–42521.
<https://doi.org/10.1021/acsami.1c13192>
- 193) Sahu, S. S., Stiller, C., Gomero, E. P., Nagy, A., Karlström, A. E., Linnros, J., & Dev, A. (2021). Electrokinetic sandwich assay and DNA mediated charge amplification for enhanced sensitivity and specificity. *Biosensors & Bioelectronics*, 176. Published. <https://doi.org/10.1016/j.bios.2020.112917>
- 194) Saini, N., Larsen, J. K., Lindgren, K., Fazi, A., & Platzer-Björkman, C. (2021). Bandgap engineered Cu₂ZnGexSn_{1-x}S₄ solar cells using an adhesive TiN back contact layer. *Journal of Alloys and Compounds*, 880. Published. <https://doi.org/10.1016/j.jallcom.2021.160478>
- 195) Samarasingha, P. B., Lee, M.-T., & Valvo, M. (2021). Reactive surface coating of metallic lithium and its role in rechargeable lithium metal batteries. *Electrochimica Acta*, 397. Published.
<https://doi.org/10.1016/j.electacta.2021.139270>
- 196) Sánchez Martín, D., Oropesa Nunez, R., & Zardán Gómez de la Torre, T. (2021). Evaluating the performance of a magnetic nanoparticle-based detection method using circle-to-circle amplification. *Biosensors*, 11(6). <https://doi.org/10.3390/bios11060173>
- 197) Sánchez Martín, D., Oropesa-Nuñez, R., & Zardán Gómez de la Torre, T. (2021). Formation of Visible Aggregates between Rolling Circle Amplification Products and Magnetic Nanoparticles as a Strategy for Point-of-Care Diagnostics. *ACS Omega*, 6(48), 32970–32976.
<https://doi.org/10.1021/acsomega.1c05047>
- 198) Sarkar, T., Ivanov, S., Weil, M., Clulow, R., Lewin, E., & Mathieu, R. (2021). Compositional dependence of the magnetic state of Co_{3-x}Zn_xTeO₆ solid solutions. *Journal of Alloys and Compounds*, 884. Published. <https://doi.org/10.1016/j.jallcom.2021.161111>
- 199) Sayed, F., Joshi, D. C., Kotnana, G., Peddis, D., Sarkar, T., & Mathieu, R. (2021). Synthesis of BaTiO₃-CoFe₂O₄ nanocomposites using a one-pot technique. *Inorganica Chimica Acta*, 520. Published.
<https://doi.org/10.1016/j.ica.2021.120313>

- 200) Shafaghi, A. H., Talabazar, F. R., Zuvín, M., Talebian Gevari, M., Villanueva, L. G., Ghorbani, M., & Kosar, A. (2021). On cavitation inception and cavitating flow patterns in a multi-orifice microfluidic device with a functional surface. *Physics of Fluids*, 33(3). <https://doi.org/10.1063/5.0037736>
- 201) Shaw, T., Samanta, G., Mitra, D., Mandal, B., & Augustine, R. (2021). Design of Metamaterial Based Efficient Wireless Power Transfer System Utilizing Antenna Topology for Wearable Devices. *Sensors*, 21(10). <https://doi.org/10.3390/s21103448>
- 202) Shiino, T., Denoel, F., Gebresenbut, G. H., Joshi, D. C., Huang, Y.-C., Gómez, C. P., ... Mathieu, R. (2021). Singular magnetic dilution behavior in a quasicrystal approximant. *Physical Review B*, 104(22). <https://doi.org/10.1103/physrevb.104.224411>
- 203) Shiino, T., Gebresenbut, G. H., Denoel, F., Mathieu, R., Häussermann, U., & Rydh, A. (2021). Superconductivity at 1 K in Y-Au-Si quasicrystal approximants. *Physical Review B*, 103(5). <https://doi.org/10.1103/PhysRevB.103.054510>
- 204) Shtender, V., Hedlund, D., Rosenqvist Larsen, S., Svedlindh, P., & Sahlberg, M. (2021). Structural and magnetic properties of new members of the 3:29 phase from the Ce-Fe-Mn system and 1:11 from the Ce-Co-Mn. *Journal of Alloys and Compounds*, 855. Published. <https://doi.org/10.1016/j.jallcom.2020.157435>
- 205) Shtender, V., Rosenqvist Larsen, S., & Sahlberg, M. (2021). Variants of the X-phase in the Mn-Co-Ge system. *ACTA CRYSTALLOGRAPHICA SECTION C-STRUCTURAL CHEMISTRY*, 77, 176–180. <https://doi.org/10.1107/S2053229621002370>
- 206) Shtender, V., Stopfel, H., Hedlund, D., Karlsson, D., Pothala, R., Skårman, B., ... Sahlberg, M. (2021). Influence of nano-VC on the structural and magnetic properties of MnAlC-alloy. *Scientific Reports*, 11. Published. <https://doi.org/10.1038/s41598-021-93395-2>
- 207) Singh, S., Lyle, H., D'Amario, L., Magnano, E., Vinogradov, I., & Cuk, T. (2021). Coherent Acoustic Interferometry during the Photodriven Oxygen Evolution Reaction Associates Strain Fields with the Reactive Oxygen Intermediate (Ti-OH*). *Journal of the American Chemical Society*, 143(39), 15984–15997. <https://doi.org/10.1021/jacs.1c04976>
- 208) Singh, S., Wang, X., Kumar, A., Qaiumzadeh, A., Svedlindh, P., Tybell, T., & Wahlström, E. (2021). Magnetodynamic properties of dipole-coupled 1D magnonic crystals. *Journal of Magnetism and Magnetic Materials*, 539. Published. <https://doi.org/10.1016/j.jmmm.2021.168376>
- 209) Skovdal, B. E., Strandqvist, N., Stopfel, H., Pohlit, M., Warnatz, T., Slöetjes, S. D., ... Hjörvarsson, B. (2021). Temperature-induced collapse of spin dimensionality in magnetic metamaterials. *Physical Review B*, 104(1). <https://doi.org/10.1103/PhysRevB.104.014434>
- 210) Sopiha, K. V., Comparotto, C., Márquez, J. A., & Scragg, J. J. S. (2021). Chalcogenide Perovskites: Tantalizing Prospects, Challenging Materials. *Advanced Optical Materials*, 2101704–2101704. <https://doi.org/10.1002/adom.202101704>
- 211) Srinath, A., von Fieandt, K., Lindblad, R., Fritze, S., Korvela, M., Pettersson, J., ... Nyholm, L. (2021). Influence of the nitrogen content on the corrosion resistances of multicomponent AlCrNbYZrN coatings. *Corrosion Science*, 188. Published. <https://doi.org/10.1016/j.corsci.2021.109557>
- 212) Stefanov, B. I., Blagoev, B. S., Österlund, L., Tzaneva, B. R., & Angelov, G. V. (2021). Effects of Anodic Aluminum Oxide Substrate Pore Geometry on the Gas-Phase Photocatalytic Activity of ZnO/Al₂O₃ Composites Prepared by Atomic Layer Deposition. *Symmetry*, 13(8). <https://doi.org/10.3390/sym13081456>

- 213) Stopfel, H., Arnalds, U. B., Stein, A., Hase, T. P. A., Hjörvarsson, B., & Kapaklis, V. (2021). Multiple energy scales in mesospin systems : The vertex-frustrated Saint George lattice. *Physical Review Materials*, 5(11). <https://doi.org/10.1103/PhysRevMaterials.5.114410>
- 214) Strietzel, C., Oka, K., Strömme, M., Emanuelsson, R., & Sjödin, M. (2021). An Alternative to Carbon Additives : The Fabrication of Conductive Layers Enabled by Soluble Conducting Polymer Precursors – A Case Study for Organic Batteries. *ACS Applied Materials and Interfaces*, 13(4), 5349–5356. <https://doi.org/10.1021/acsami.0c22578>
- 215) Ström, P., & Primetzhofer, D. (2021a). Energy deposition by nonequilibrium charge states of MeV 127I in Au. *Physical Review A. Atomic, Molecular, and Optical Physics*, 103. Published. <https://doi.org/10.1103/PhysRevA.103.022803>
- 216) Ström, P., & Primetzhofer, D. (2021b). In-situ measurement of diffusion and surface segregation of W and Ta in bare and W-coated EUROFER97 during thermal annealing. *Nuclear Materials and Energy*, 27. Published. <https://doi.org/10.1016/j.nme.2021.100979>
- 217) Sun, W., Zhu, J.-F., & Zheng, Y. (2021). [Review of Graphitic carbon nitride heterojunction photocatalysts for solar hydrogen production]. *International journal of hydrogen energy*, 46(75), 37242–37267. <https://doi.org/10.1016/j.ijhydene.2021.09.019>
- 218) Suntornwipat, N., Majdi, S., Gabrysch, M., Kumar Kovi, K., Djurberg, V., Friel, I., ... Isberg, J. (2021). A Valleytronic Diamond Transistor : Electrostatic Control of Valley Currents and Charge-State Manipulation of NV Centers. *Nano Letters (Print)*, 21(1), 868–874. <https://doi.org/10.1021/acs.nanolett.0c04712>
- 219) Suo, J., Yang, B., & Hagfeldt, A. (2021). [Review of Passivation Strategies through Surface Reconstruction toward Highly Efficient and Stable Perovskite Solar Cells on n-i-p Architecture]. *Energies*, 14(16). <https://doi.org/10.3390/en14164836>
- 220) Suo, J., Yang, B., Mosconi, E., Choi, H.-S., Kim, Y., Zakeeruddin, S. M., ... Hagfeldt, A. (2021). Surface Reconstruction Engineering with Synergistic Effect of Mixed-Salt Passivation Treatment toward Efficient and Stable Perovskite Solar Cells. *Advanced Functional Materials*, 31(34). <https://doi.org/10.1002/adfm.202102902>
- 221) Svensson, F. G., Cojocar, B., Qiu, Z., Parvulescu, V., Edvinsson, T., Seisenbaeva, G. A., ... Kessler, V. G. (2021). Rare-Earth-Modified Titania Nanoparticles : Molecular Insight into Synthesis and Photochemical Properties. *Inorganic Chemistry*, 60(19), 14820–14830. <https://doi.org/10.1021/acs.inorgchem.1c02134>
- 222) Sångeland, C., Sun, B., Brandell, D., Berg, E. J., & Mindemark, J. (2021). Decomposition of Carbonate-Based Electrolytes : Differences and Peculiarities for Liquids vs. Polymers Observed Using Operando Gas Analysis. *Batteries & Supercaps*, 4(5), 785–790. <https://doi.org/10.1002/batt.202000307>
- 223) Södergren, S., Svensson, K., & Hjort, K. (2021). Microfluidic active pressure and flow stabiliser. *Scientific Reports*, 11. Published. <https://doi.org/10.1038/s41598-021-01865-4>
- 224) Talebian Gevari, M., Aydemir, G., Gharib, G., Kutlu, O., Uvet, H., Ghorbani, M., & Kosar, A. (2021). Local Carpet Bombardment of Immobilized Cancer Cells With Hydrodynamic Cavitation. *IEEE Access*, 9, 14983–14991. <https://doi.org/10.1109/ACCESS.2021.3052893>
- 225) Tavares da Costa, M. V., & Gamstedt, E. K. (2021). Prediction of loss of barrier properties in cracked thin coatings on polymer substrates subjected to tensile strain. *Surface & Coatings Technology*, 426. Published. <https://doi.org/10.1016/j.surfcoat.2021.127746>

- 226) Tesfamhret, Y., Carboni, M., Asfaw, H. D., Kullgren, J., & Younesi, R. (2021). Revealing capacity fading in Sb-based anodes using symmetric sodium-ion cells. *Journal of Physics*, 4(2).
<https://doi.org/10.1088/2515-7639/abebe9>
- 227) Tesfamhret, Y., Liu, H., Chai, Z., Berg, E., & Younesi, R. (2021). On the Manganese Dissolution Process from LiMn₂O₄ Cathode Materials. *ChemElectroChem*, 8(8), 1516–1523.
<https://doi.org/10.1002/celec.202001496>
- 228) Thyr, J., Österlund, L., & Edvinsson, T. (2021). Polarized and non-polarized Raman spectroscopy of ZnO crystals : Method for determination of crystal growth and crystal plane orientation for nanomaterials. *Journal of Raman Spectroscopy*, 52(8), 1395–1405. <https://doi.org/10.1002/jrs.6148>
- 229) Toller-Nordström, L., Östby, J., & Norgren, S. (2021). Towards understanding plastic deformation in hardmetal turning inserts with different binders. *International Journal of Refractory Metals & Hard Materials*, 94. Published. <https://doi.org/10.1016/j.ijrmhm.2020.105309>
- 230) Tran, T., Lavoie, C., Zhang, Z., & Primetzhofer, D. (2021). In-situ nanoscale characterization of composition and structure during formation of ultrathin nickel silicide. *Applied Surface Science*, 536. Published. <https://doi.org/10.1016/j.apsusc.2020.147781>
- 231) Wagner, K., Boehle, A., Pathak, P., Kasper, M., Arsenault, R., Jakob, G., ... de Zeeuw, T. (2021). Imaging low-mass planets within the habitable zone of α Centauri. *Nature Communications*, 12(1).
<https://doi.org/10.1038/s41467-021-21176-6>
- 232) Wang, B., Gao, J., Jiang, J., Hu, Z., Hjort, K., Guo, Z., & Wu, Z. (2021). Liquid Metal Microscale Deposition enabled High Resolution and Density Epidermal Microheater for Localized Ectopic Expression in Drosophila. *Landolt-Börnstein - Group VIII Advanced Materials and Technologies*, 2100903–2100903. <https://doi.org/10.1002/admt.202100903>
- 233) Wang, H., Emanuelsson, R., Karlsson, C., Jannasch, P., Strømme, M., & Sjödin, M. (2021). Rocking-Chair Proton Batteries with Conducting Redox Polymer Active Materials and Protic Ionic Liquid Electrolytes. *ACS Applied Materials and Interfaces*, 13(16), 19099–19108. <https://doi.org/10.1021/acsami.1c01353>
- 234) Wang, H., Emanuelsson, R., Liu, H., Mamedov, F., Strømme, M., & Sjödin, M. (2021). A conducting additive-free high potential quinone-based conducting redox polymer as lithium ion battery cathode. *Electrochimica Acta*, 391. Published. <https://doi.org/10.1016/j.electacta.2021.138901>
- 235) Wang, Z., Lee, Y.-H., Kim, S.-W., Seo, J.-Y., Lee, S.-Y., & Nyholm, L. (2021). Why Cellulose-Based Electrochemical Energy Storage Devices? *Advanced Materials*, 33(28).
<https://doi.org/10.1002/adma.202000892>
- 236) Vargas, W. E., Wang, J., & Niklasson, G. A. (2021). Effective backscattering and absorption coefficients of light diffusing materials retrieved from reflectance and transmittance spectra of diffuse radiation. *Journal of Modern Optics*, 68(12), 605–623. <https://doi.org/10.1080/09500340.2021.1936244>
- 237) Warnatz, T., Magnus, F., Strandqvist, N., Sanz, S., Ali, H., Leifer, K., ... Hjärvarsson, B. (2021). The impact of number of repeats N on the interlayer exchange in [Fe/MgO]_N(001) superlattices. *Scientific Reports*, 11. Published. <https://doi.org/10.1038/s41598-021-81441-y>
- 238) Vazda, A., Pujari-Palmer, M., Xia, W., & Engqvist, H. (2021). Entrapment of a Cytotoxic Drug into the Crystal Structure of Calcite for Targeted Drug Delivery. *Materials*, 14. Published.
<https://doi.org/10.3390/ma14226735>
- 239) Vazda, A., Xia, W., & Engqvist, H. (2021a). Oral administration of zolpidem tartrate in an abuse-deterrent formulation versus an immediate release formulation in beagle dogs. *Scandinavian Journal of Materials Science*, 1(1), 1–6. <https://doi.org/10.2340/scandjms.v1.41>

- 240) Vazda, A., Xia, W., & Engqvist, H. (2021b). [Review of The use of heat to deliver fentanyl via pulmonary drug delivery]. *International Journal of Pharmaceutics*: X, 3. Published. <https://doi.org/10.1016/j.ijpx.2021.100096>
- 241) Wei, S., Liao, X., Zhang, H., Pang, J., & Zhou, Y. (2021). [Review of Recent Progress of Fluxgate Magnetic Sensors : Basic Research and Application]. *Sensors*, 21(4). <https://doi.org/10.3390/s21041500>
- 242) Wen, C., & Zhang, S.-L. (2021a). On current blockade upon analyte translocation in nanopores. *Journal of Applied Physics*, 129(6). <https://doi.org/10.1063/5.0035113>
- 243) Wen, C., & Zhang, S.-L. (2021b). [Review of Fundamentals and potentials of solid-state nanopores : a review]. *Journal of Physics D*, 54(2). <https://doi.org/10.1088/1361-6463/ababce>
- 244) Wen, C., Dematties, D., & Zhang, S.-L. (2021). [Review of A Guide to Signal Processing Algorithms for Nanopore Sensors]. *ACS Sensors*, 6(10), 3536–3555. <https://doi.org/10.1021/acssensors.1c01618>
- 245) Vethaak, T. D., Gustavo, F., Farjot, T., Kubart, T., Gergaud, P., Zhang, S.-L., ... Nemouchi, F. (2021). Superconducting V3Si for quantum circuit applications. *Microelectronic Engineering*, 244. Published. <https://doi.org/10.1016/j.mee.2021.111570>
- 246) Vethaak, T. D., Gustavo, F., Farjot, T., Kubart, T., Gergaud, P., Zhang, S.-L., ... Lefloch, F. (2021). Influence of substrate-induced thermal stress on the superconducting properties of V3Si thin films. *Journal of Applied Physics*, 129(10). <https://doi.org/10.1063/5.0038638>
- 247) Wikner, E., Björklund, E., Fridner, J., Brandell, D., & Thiringer, T. (2021). How the utilised SOC window in commercial Li-ion pouch cells influence battery ageing. *JOURNAL OF POWER SOURCES ADVANCES*, 8. Published. <https://doi.org/10.1016/j.powera.2021.100054>
- 248) Villamayor, M. M. S., Lindblad, A., Johansson, F., Tran, T., Pham, N. H., Primetzhofer, D., ... Nyberg, T. (2021). Growth of two-dimensional WS₂ thin films by reactive sputtering. *Vacuum*, 188. Published. <https://doi.org/10.1016/j.vacuum.2021.110205>
- 249) Vishina, A., Hedlund, D., Shtender, V., Delczeg-Czirjak, E. K., Larsen, S. R., Vekilova, O. Y., ... Herper, H. C. (2021). Data-driven design of a new class of rare-earth free permanent magnets. *Acta Materialia*, 212. Published. <https://doi.org/10.1016/j.actamat.2021.116913>
- 250) von Fieandt, K., Pilloud, D., Fritze, S., Osinger, B., Pierson, J.-F., & Lewin, E. (2021). Optical and electrical properties of hard (Hf,Nb,Ti,V,Zr)N-x thin films. *Vacuum*, 193. Published. <https://doi.org/10.1016/j.vacuum.2021.110517>
- 251) Voznyi, A. A., Bilousov, O. V., Landeke-Wilsmark, B., Keller, J., Ren, J., Zhang, S.-L., & Hägglund, C. (2021). Ultrathin Solar Cells Based on Atomic Layer Deposition of Cubic versus Orthorhombic Tin Monosulfide. *ACS Applied Energy Materials*, 4(8), 8085–8097. <https://doi.org/10.1021/acsaem.1c01375>
- 252) Wu, H., Erbing, A., Johansson, M. B., Wang, J., Kamal, C., Odelius, M., & Johansson, E. M. J. (2021). Mixed-Halide Double Perovskite Cs₂AgBiX₆ (X=Br, I) with Tunable Optical Properties via Anion Exchange. *ChemSusChem*, 14(20), 4507–4515. <https://doi.org/10.1002/cssc.202101146>
- 253) Xu, H., Li, J., Li, P., Shi, J., Gao, X., & Luo, W. (2021). Highly Efficient SO₂ Sensing by Light-Assisted Ag/PANI/SnO₂ at Room Temperature and the Sensing Mechanism. *ACS Applied Materials and Interfaces*, 13(41), 49194–49205. <https://doi.org/10.1021/acsaem.1c14548>
- 254) Xu, X., Yu, Y., Hu, Q., Chen, S., Nyholm, L., & Zhang, Z. (2021). Redox Buffering Effects in Potentiometric Detection of DNA Using Thiol-modified Gold Electrodes. *ACS Sensors*, 6(7), 2546–2552. <https://doi.org/10.1021/acssensors.0c02700>

- 255) Yang, B., Suo, J., Di Giacomo, F., Olthof, S., Bogachuk, D., Kim, Y., ... Hagfeldt, A. (2021). Interfacial Passivation Engineering of Perovskite Solar Cells with Fill Factor over 82% and Outstanding Operational Stability on n-i-p Architecture. *ACS Energy Letters*, 6(11), 3916–3923. <https://doi.org/10.1021/acseenergylett.1c01811>
- 256) Yang, J., Wang, J., Strömme, M., & Welch, K. (2021). Enhanced UV protection and water adsorption properties of transparent poly(methyl methacrylate) films through incorporation of amorphous magnesium carbonate nanoparticles. *Journal of Polymer Research*, 28(8), 281. <https://doi.org/10.1007/s10965-021-02630-x>
- 257) Yang, W., Liu, Y., Cullen, D. A., McBride, J. R., & Lian, T. (2021). Harvesting Sub-Bandgap IR Photons by Photothermionic Hot Electron Transfer in a Plasmonic p-n Junction. *Nano Letters*, 21(9), 4036–4043. <https://doi.org/10.1021/acs.nanolett.1c00932>
- 258) Yang, W., Liu, Y., Edvinsson, T., Castner, A. T., Wang, S., He, S., ... Lian, T. (2021). Photoinduced Fano Resonances between Quantum Confined Nanocrystals and Adsorbed Molecular Catalysts. *Nano Letters*, 21(13), 5813–5818. <https://doi.org/10.1021/acs.nanolett.1c01739>
- 259) Yang, W., Liu, Y., McBride, J. R., & Lian, T. (2021). Ultrafast and Long-Lived Transient Heating of Surface Adsorbates on Plasmonic Semiconductor Nanocrystals. *Nano Letters (Print)*, 21(1), 453–461. <https://doi.org/10.1021/acs.nanolett.0c03911>
- 260) Yang, Y., Johansson, M., Wiorek, A., Tarakina, N. V., Sayed, F., Mathieu, R., ... Soroka, I. L. (2021). Gamma-radiation induced synthesis of freestanding nickel nanoparticles. *Dalton Transactions*, 50(1), 376–383. <https://doi.org/10.1039/d0dt03223a>
- 261) Yu, H., Andersen, D. H., He, J., & Zhang, Z. (2021). Is it possible to measure the tensile strength and fracture toughness simultaneously using flattened Brazilian disk? *Engineering Fracture Mechanics*, 247. Published. <https://doi.org/10.1016/j.engfracmech.2021.107633>
- 262) Yu, Y., Chen, S., Hu, Q., Solomon, P., & Zhang, Z. (2021). Ultra-Low Noise Schottky Junction Tri-Gate Silicon Nanowire FET on Bonded Silicon-on Insulator Substrate. *IEEE Electron Device Letters*, 42(4), 469–472. <https://doi.org/10.1109/LED.2021.3057285>
- 263) Zaikovskii, A. V., Iurchenkova, A. A., Kozlachkov, D. V., & Fedorovskaya, E. O. (2021). Effects of Tin on the Morphological and Electrochemical Properties of Arc-Discharge Nanomaterials. *JOM*, 73(3), 847–855. <https://doi.org/10.1007/s11837-020-04556-z>
- 264) Zendejas Medina, L., Tavares da Costa, M. V., Paschalidou, E. M., Lindwall, G., Riekehr, L., Korvela, M., ... Jansson, U. (2021). Enhancing corrosion resistance, hardness, and crack resistance in magnetron sputtered high entropy CoCrFeMnNi coatings by adding carbon. *Materials & Design*, 205. Published. <https://doi.org/10.1016/j.matdes.2021.109711>
- 265) Zhang, L., Tsolakidou, C., Mariyappan, S., Tarascon, J.-M., & Trabesinger, S. (2021). Unraveling gas evolution in sodium batteries by online electrochemical mass spectrometry. *Energy Storage Materials*, 42, 12–21. <https://doi.org/10.1016/j.ensm.2021.07.005>
- 266) Zhao, W., Göthelid, M., Hosseinpour, S., Johansson, M. B., Li, G., Leygraf, C., & Johnson, C. M. (2021). The nature of self-assembled octadecylphosphonic acid (ODPA) layers on copper substrates. *Journal of Colloid and Interface Science*, 581 Part B, 816–825. <https://doi.org/10.1016/j.jcis.2020.07.058>
- 267) Zhao, W., Sugunan, A., Gillgren, T., Larsson, J. A., Zhang, Z.-B., Zhang, S.-L., ... Ahniyaz, A. (2021). Surfactant-Free Stabilization of Aqueous Graphene Dispersions Using Starch as a Dispersing Agent. *ACS Omega*, 6(18), 12050–12062. <https://doi.org/10.1021/acsomega.1c00699>

- 268) Zheng, S., Wang, Y., Jia, D., Tian, L., Chen, J., Shan, L., ... Zhang, X. (2021). Strong Coupling of Colloidal Quantum Dots via Self-Assemble Passivation for Efficient Infrared Solar Cells. *Advanced Materials Interfaces*, 8(13). <https://doi.org/10.1002/admi.202100489>
- 269) Zhou, S., Qiu, Z., Strømme, M., & Xu, C. (2021). Solar-driven ionic power generation via a film of nanocellulose @ conductive metal-organic framework. *Energy & Environmental Science*, 14(2), 900–905. <https://doi.org/10.1039/D0EE02730H>
- 270) Åhlén, M., Jaworski, A., Strømme, M., & Cheung, O. (2021). Selective adsorption of CO₂ and SF₆ on mixed-linker ZIF-7–8s : The effect of linker substitution on uptake capacity and kinetics. *Chemical Engineering Journal*, 422(15). <https://doi.org/10.1016/j.cej.2021.130117>
- 271) Åkerfeldt, E., Klintberg, L., & Thornell, G. (2021). Systematic variation of design aspects for a significant increase in thermal fracture resistance of alumina microthrusters. *Journal of Micromechanics and Microengineering*, 31(8). <https://doi.org/10.1088/1361-6439/ac0ad5>
- 272) Öhman, S., Qiu, R., Edvinsson, T., Backe, O., Törndahl, T., & Boman, M. (2021). Selective kinetic growth and role of local coordination in forming Al₂TiO₅-based coatings at lower temperatures. *Materials Advances*, 2(17), 5737–5751. <https://doi.org/10.1039/d1ma00428j>

Myfab Uppsala Doctoral Theses

- 1) Aziz, I. (2021). Ultra-wideband Millimeter-wave Antenna Arrays and Front-end Systems : For high data rate 5G and high energy physics applications (PhD dissertation, Acta Universitatis Upsaliensis). Retrieved from <http://urn.kb.se/resolve?urn=urn:nbn:se:uu:diva-433095>
- 2) Berg, C. (2021). Ceramic Core–Shell Particles : Synthesis and Use within Dentistry (PhD dissertation, Acta Universitatis Upsaliensis). Retrieved from <http://urn.kb.se/resolve?urn=urn:nbn:se:uu:diva-437696>
- 3) Chien, Y.-C. (2021). Operando Characterisation of Lithium–Sulfur Batteries (PhD dissertation, Acta Universitatis Upsaliensis). Retrieved from <http://urn.kb.se/resolve?urn=urn:nbn:se:uu:diva-453442>
- 4) Čiučiulkaitė, A. (2021). Dynamics in magnetic metamaterials (PhD dissertation, Acta Universitatis Upsaliensis). Retrieved from <http://urn.kb.se/resolve?urn=urn:nbn:se:uu:diva-453930>
- 5) Duan, T. (2021). Functionalized Graphene as Superlattice and Gas Sensor (PhD dissertation, Acta Universitatis Upsaliensis). Retrieved from <http://urn.kb.se/resolve?urn=urn:nbn:se:uu:diva-439509>
- 6) Gupta, R. (2021). Spin Current Generation in Magnetic Heterostructures and its Impact on Terahertz Emission : A Spin Dynamics Perspective (PhD dissertation, Acta Universitatis Upsaliensis). Retrieved from <http://urn.kb.se/resolve?urn=urn:nbn:se:uu:diva-457029>
- 7) Hu, Q. (2021). Silicon Nanowire Based Electronic Devices for Sensing Applications (PhD dissertation, Acta Universitatis Upsaliensis). Retrieved from <http://urn.kb.se/resolve?urn=urn:nbn:se:uu:diva-439645>
- 8) Ihrfors, C. (2021). Electrochemical characterisations of TiO₂ nanotube and lithium-metal electrodes for lithium-based batteries (PhD dissertation, Acta Universitatis Upsaliensis). Retrieved from <http://urn.kb.se/resolve?urn=urn:nbn:se:uu:diva-440012>
- 9) Karlsson, D. (2021). Additive Manufacturing of Ferritic Materials : A Journey from Stainless Steels to High-Entropy Alloys (PhD dissertation, Acta Universitatis Upsaliensis). Retrieved from <http://urn.kb.se/resolve?urn=urn:nbn:se:uu:diva-451663>

- 10) Kotronia, A. (2021). Probing Critical Interfaces in Dual-Ion Batteries : The Road Towards Performant Graphite Cathodes (PhD dissertation, Acta Universitatis Upsaliensis). Retrieved from <http://urn.kb.se/resolve?urn=urn:nbn:se:uu:diva-446517>
- 11) Li, S. (2021). Engineering Surfaces of Solid-State Nanopores for Biomolecule Sensing (PhD dissertation, Acta Universitatis Upsaliensis). Retrieved from <http://urn.kb.se/resolve?urn=urn:nbn:se:uu:diva-433812>
- 12) Liseev, T. (2021). Toward functional Metal-Organic Frameworks: molecular doping, depth profiling, and surface growth (PhD dissertation, Acta Universitatis Upsaliensis). Retrieved from <http://urn.kb.se/resolve?urn=urn:nbn:se:uu:diva-435108>
- 13) Ma, L. A. (2021). Anti-Ageing Strategies : How to avoid failure in sodium-ion batteries (PhD dissertation, Acta Universitatis Upsaliensis). Retrieved from <http://urn.kb.se/resolve?urn=urn:nbn:se:uu:diva-449511>
- 14) Marattukalam, J. J. (2021). Tailoring structure and morphology during additive manufacturing of metallic components (PhD dissertation, Acta Universitatis Upsaliensis). Retrieved from <http://urn.kb.se/resolve?urn=urn:nbn:se:uu:diva-452034>
- 15) Menon, A. S. (2021). Synthesis–Structure–Property Relationships in Li- and Mn-rich Layered Oxides (PhD dissertation, Acta Universitatis Upsaliensis). Retrieved from <http://urn.kb.se/resolve?urn=urn:nbn:se:uu:diva-440399>
- 16) Pacheco, V. (2021). Processing–Structure–Properties Relationship in Metal Additive Manufacturing (PhD dissertation, Acta Universitatis Upsaliensis). Retrieved from <http://urn.kb.se/resolve?urn=urn:nbn:se:uu:diva-452292>
- 17) Saini, N. (2021). Band gap engineering in Cu₂ZnGeSn_{1-x}S₄ thin film solar cells (PhD dissertation, Acta Universitatis Upsaliensis). Retrieved from <http://urn.kb.se/resolve?urn=urn:nbn:se:uu:diva-456779>
- 18) Strietzel, C. (2021). Designing Quinone-based Organic Batteries (PhD dissertation, Acta Universitatis Upsaliensis). Retrieved from <http://urn.kb.se/resolve?urn=urn:nbn:se:uu:diva-435145>
- 19) Wang, B. (2021). Liquid metal microscale deposition for soft and stretchable skin-like electronics : Providing a soft and gentle contact to living beings (PhD dissertation, Acta Universitatis Upsaliensis). Retrieved from <http://urn.kb.se/resolve?urn=urn:nbn:se:uu:diva-459339>
- 20) Vazda, A. (2021). Ceramic Materials as Drug Delivery Systems (PhD dissertation, Acta Universitatis Upsaliensis). Retrieved from <http://urn.kb.se/resolve?urn=urn:nbn:se:uu:diva-456750>
- 21) Zhou, S. (2021). Nanocellulose and Metal-Organic Framework-Based Composites : Synthesis, Characterization, and Applications (PhD dissertation, Acta Universitatis Upsaliensis). Retrieved from <http://urn.kb.se/resolve?urn=urn:nbn:se:uu:diva-440411>
- 22) Åhlén, M. (2021). Porous Sorbents for Environmental Applications and Selective Laser Sintering 3D Printing of Dosage Forms (PhD dissertation, Acta Universitatis Upsaliensis). Retrieved from <http://urn.kb.se/resolve?urn=urn:nbn:se:uu:diva-455192>
- 23) Åkerlund, L. (2021). Electrochemical characterizations of conducting redox polymers with proton traps : Enabling proton cycling in aprotic systems for high potential energy storage (PhD dissertation, Acta Universitatis Upsaliensis). Retrieved from <http://urn.kb.se/resolve?urn=urn:nbn:se:uu:diva-438906>